



# MP20-25T

SPEC SHEET

2,000 - 2,500 kg

---

MPT Series

---

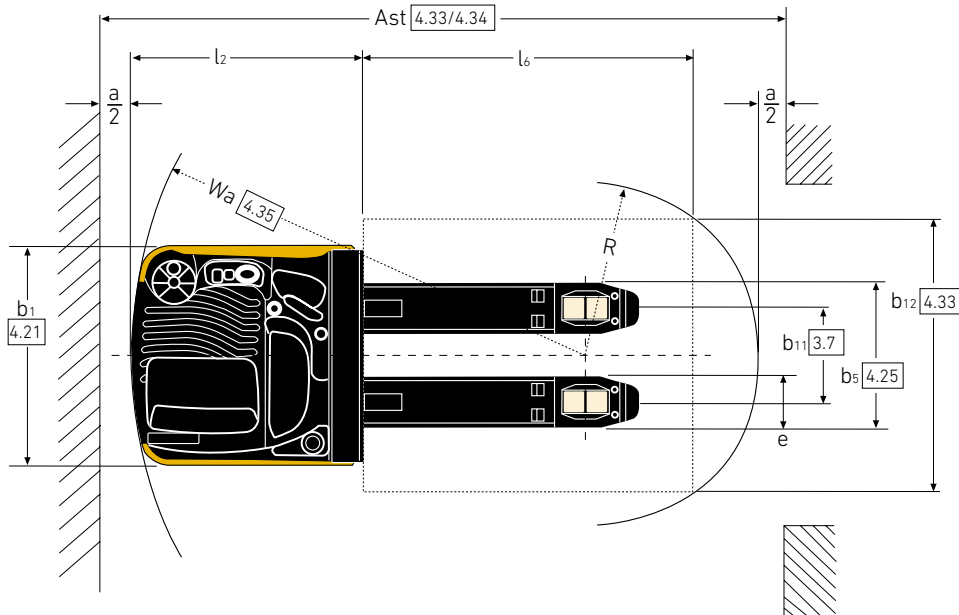
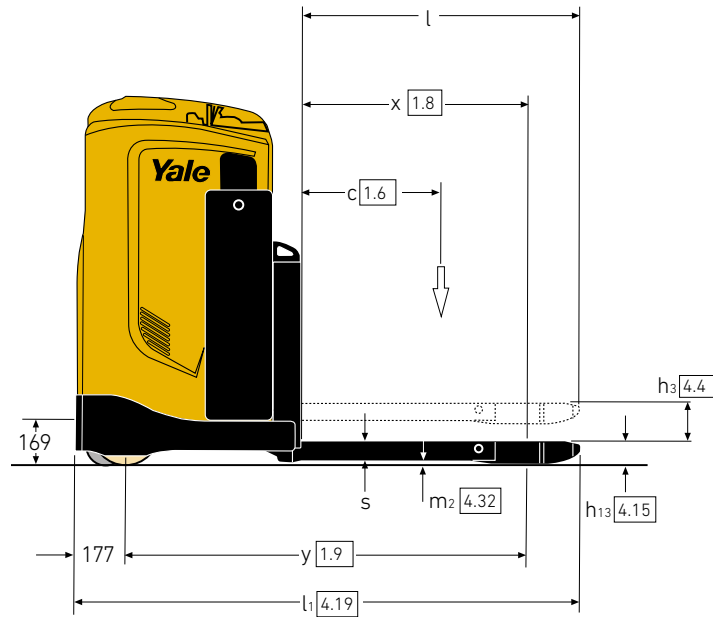
Rider Pallet Truck

## TRUCK DIMENSIONS – MPT SERIES

$$Ast = Wa + R + a$$

$$Ast = Wa + \sqrt{(l_6 - x)^2 + (b_{12} / 2)^2} + a$$

$$a = 200\text{mm}$$



## FORK DIMENSIONS – MPT SERIES

$b_5 = 480 - 530 - 560 - 670\text{mm}$   
 $b_{11} = 296 - 346 - 376 - 486\text{mm}$

c (mm)	l (mm)	x (mm)	l-x (mm)	l <sub>6</sub> (mm)	b <sub>12</sub> <sup>(4)</sup> (mm)	R (mm)	y <sup>(1)</sup> (mm)	l <sub>2</sub> (mm)	l <sub>1</sub> (mm)	Wa <sup>(1)</sup> (mm)	a (mm)	Ast <sup>(2)</sup> (mm)	Fork weights <sup>(3)</sup> (kg)
500	1006	815	191	1000	800	441	1478	840	1846	1655	200	2296	147
600	1156	965	191	1200	1000	552	1628	840	1996	1805	200	2557	156
700	1406	965	441	1400	800	591	1628	840	2246	1805	200	2596	165
800	1596	1051	545	1600	800	679	1714	840	2436	1891	200	2770	173
1000	1956	1405	551	2000	1200	845	2068	840	2796	2245	200	3290	204.5
1100	2156	1405	751	2200	800	890	2068	840	2996	2245	200	3335	212.5
1200	2356	1405	951	2400	800	1072	2068	840	3196	2245	200	3517	220.5
1200	2356	1860	496	2400	800	672	2523	840	3196	2700	200	3572	229
1500	2856	1860	996	3000	1200	1288	2523	840	3696	2700	200	4188	249
1000	1956	1356	600	2000	1200	880	2019	840	2796	2196	200	3276	205.5
1100	2156	1356	800	2200	800	934	2019	840	2996	2196	200	3330	213.5
1200	2356	1650	706	2400	800	850	2313	840	3196	2490	200	3540	227

(1) With fork lowered - for forks raised -68mm

(2) Aisle width for pallets lengthwise

(3) All weights are: forks + tie rods

(4)  $b_5 = 480 - 530 - 560 - 670\text{mm}$  /  $b_{11} = 296 - 346 - 376 - 486\text{mm}$

## VDI 2198 – GENERAL SPECIFICATIONS – MPT SERIES

		Yale		
		MP20T	MP25T	
<b>GENERAL</b>	1.1	Manufacturer		
	1.2	Model designation		
	1.3	Drive	Electric (battery)	
	1.4	Operator type	Stand	
	1.5	Rated capacity/Rated load	2000	2500
	1.6	Load centre distance <sup>(1)</sup>	600 <sup>(2)</sup>	
	1.8	Load distance, centre of drive axle to fork <sup>(1)</sup>	965	
	1.9	Wheelbase <sup>(1)</sup>	1628	
	<b>WEIGHT</b>	2.1	Service weight <sup>(1)</sup>	1010
2.2		Axle loading, laden front/rear	1202 / 1808	1314 / 2196
2.3		Axle loading, unladen front/rear	755 / 255	
<b>TYRES</b>	3.1	Tyres front/rear	Vulkollan	
	3.2	Tyre size, front	254 x 90	
	3.3	Tyre size, rear	85 x 90	
	3.4	Additional wheels (dimensions)	150 x 60	
	3.5	Wheels, number front/rear (x = driven wheels)	1x + 1 / 4	
	3.6	Tread, front	492	
	3.7	Tread, rear <sup>(1)</sup>	346	
<b>DIMENSIONS</b>	4.4	Lift	120	
	4.8	Height of seat / platform	907 / 293	
	4.15	Height, lowered	85	
	4.19	Overall length <sup>(1)</sup>	1996	
	4.20	Length to face of forks <sup>(1)</sup>	840	
	4.21	Overall width	798	
	4.22	Fork dimensions DIN ISO 2331 <sup>(1)</sup>	60 / 184 / 1156	
	4.25	Distance over fork-arms <sup>(1)</sup>	530	
	4.32	Ground clearance, centre of wheelbase	25	
	4.33	Load dimension b <sub>2</sub> x l <sub>6</sub> lengthwise	800 x 1200	
	4.34	Aisle width predetermined load dimensions	2465	
	4.34.1	Aisle width for pallets 1000mm x 1200mm crossways <sup>(1) (3)</sup>	2557	
	4.34.2	Aisle width for pallets 800mm x 1200mm lengthwise <sup>(1) (3)</sup>	2465	
4.35	Turning radius <sup>(1)</sup>	1805		
<b>PERFORMANCE</b>	5.1	Travel speed, laden/unladen	9.5 / 12.5	
	5.1.1	Travel speed, laden/unladen, backwards	9.5 / 9.5	
	5.2	Lift speed, laden/unladen	0.027 / 0.037	
	5.3	Lowering speed, laden/unladen	0.064 / 0.030	
	5.8	Max. gradeability, laden/unladen	10.0 / 24.5	8.3 / 24.5
	5.10	Service brake	Electro Magnetic	
<b>ELECTRIC</b>	6.1	Drive motor S2 60 minute rating	2.6	
	6.2	Lift motor, S3 15% rating	1.2	
	6.3	Battery according to DIN 43531/35/36 A,B,C, no	No	
	6.4	Battery voltage/nominal capacity K5	24 / 465	
	6.5	Battery weight <sup>(4)</sup>	366	
	6.6	Energy consumption according to VDI cycle <sup>(5)</sup>	0.4	
	8.1	Type of drive unit	AC Controller	
	10.7	Sound pressure level at the driver's seat	69.5	

(1) See Forks table

(2) Applies to load length of 1200mm

(3) Stacking aisle width (lines 4.34.1 & 4.34.2) are based on the VDI standard calculation as shown on illustration. The British Industrial Truck Association recommends the addition of 100mm to the total clearance (dimension a) for extra operating margin at the rear of the truck.

(4) These values may vary of +/- 5%

(5) Values obtained with 40 cycles

**All values are nominal values and they are subject to tolerances.**



# About Yale®

Yale Lift Truck Technologies leverages over a century of material handling experience and substantial investment in innovation to bring the most advanced technology-driven lift truck solutions to market. The company offers a full line of award-winning lift trucks, including reach trucks, order pickers, turret trucks, pallet jacks and trucks, pallet stackers, tow tractors and counterbalanced forklifts, as well as powerful operator assist solutions, proven robotics and a wide range of power sources to help customers adapt to today's demanding supply chain. Yale and its independent dealer network support these solutions with comprehensive after-sales service, parts, financing and training.

Yale Lift Truck Technologies is a trading name of Hyster-Yale Asia-Pacific Pty Ltd., a wholly owned subsidiary of Hyster-Yale Materials Handling, Inc.(NYSE:HY) which is headquartered in Cleveland, Ohio and operates globally.

## MATERIALS HANDLING FOR:

Third-party logistics (3PL)

Auto parts distribution

Beverage

Cold & frozen foods

Food distribution

Food processing

Furniture & furnishings

Government

Health & pharma


Home centers

Retail & e-commerce

Yale Lift Truck Technologies | Pacific  
1/23 Rowood Road  
Prospect NSW 2148

Yale Lift Truck Technologies | Asia  
16 Tuas Avenue 20  
Singapore 638827

[yale.com](http://yale.com)

© 2023 Hyster-Yale Group, Inc., all rights reserved. YALE and  are trademarks of Hyster-Yale Group, Inc. Trucks may be shown with optional equipment and/or features not available in all regions. Specifications and details in this brochure are subject to change without prior notification.