

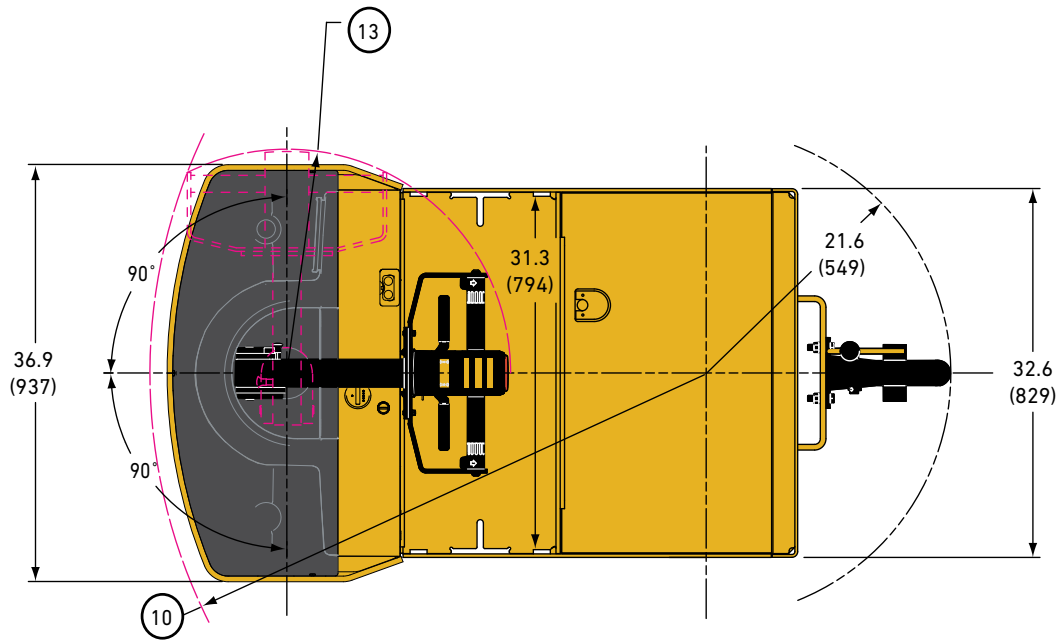


MTR 005-007F

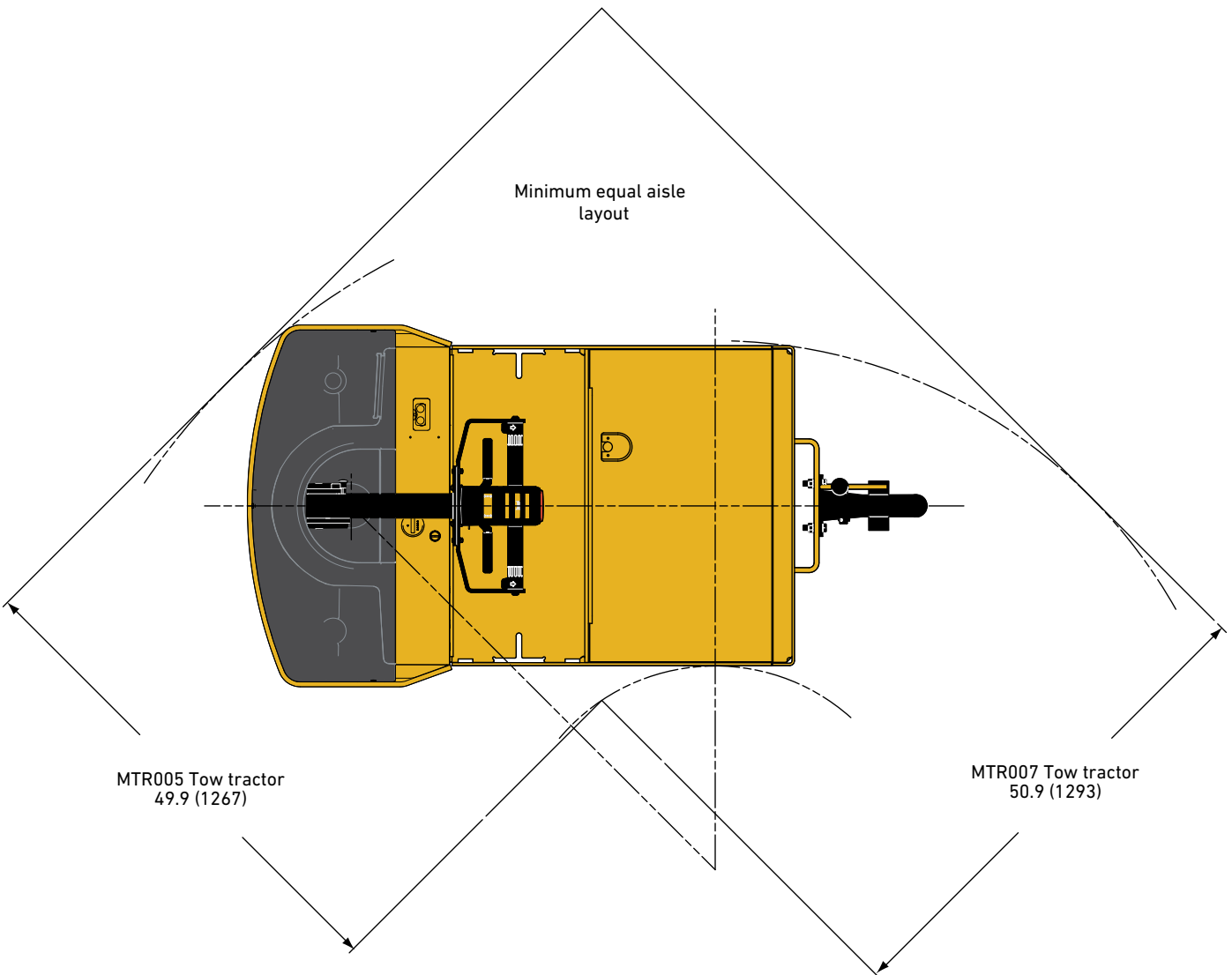
SPEC SHEET

Stand-up
tow tractor

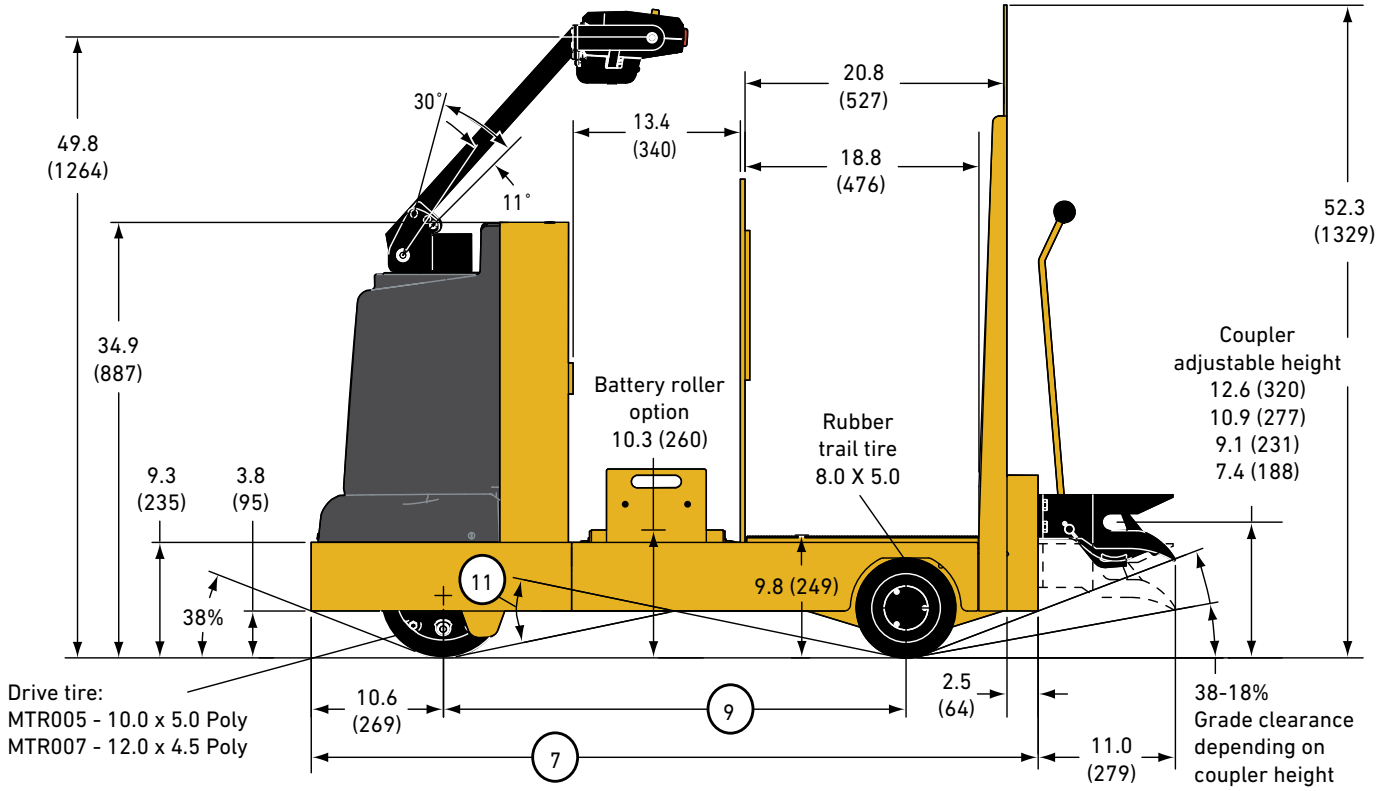
10,000-15,000 lbs.



Minimum equal aisle layout



TRUCK DIMENSIONS - MTR005F, MTR007F



GENERAL SPECIFICATIONS - MTR005F, MTR007F

DIMENSIONS	1	Manufacturer		Yale	Yale
	2	Model designation		MTR005F	MTR007F
	3	Capacity, rolling load*	lb. (kg)	10,000 (4,536)	15,000 (6,804)
	4	Drawbar pull, normal**/maximum	lb. (kg)	200 (91) / 700 (318)	300 (136) / 1,000 (454)
	5	Voltage		24	24
	6	Truck width	in. (mm)	36.9 (937)	36.9 (937)
	7	Overall length, with coupler	in. (mm)	69.3 (1,760)	71.3 (1,811)
		Overall length, without coupler	in. (mm)	58.3 (1,481)	60.3 (1,532)
	8	Battery compartment size, length x width	in. (mm)	13.4 x 31.3 (340 x 794)	13.4 x 31.3 (340 x 794)
		Maximum battery size, length x width	in. (mm)	13.0 x 30.9 (330 x 785)	13.0 x 30.9 (330 x 785)
	9	Wheelbase	degrees	37.1 (942)	39.2 (996)
	10	Turning radius, OTR narrow handle	in. (mm)	49.2 (1,250)	51.9 (1,318)
	11	Grade clearance, frame	%	43	41
	12	Travel speed, standard equipped truck - no load	mph (km/h)	7.8 (12.6)	8.4 (13.5)
Travel speed, standard equipped truck - 200 lb. DBP		mph (km/h)	6.4 (10.3)	5.9 (9.5)	
13	Steer handle radius, narrow handle	in. (mm)	19.8 (503)	21.6 (549)	
	Steer handle radius, wide handle	in. (mm)	22.2 (564)	23.8 (605)	

* Rolling load capacity is the gross weight of a trailer, having rolling resistance equal to 2% of gross weight, which can be towed by a force equal to the normal drawbar pull.

** Normal drawbar pull is the greatest continuous towing force which can be sustained with stable component temperatures, under the duty cycle and test conditions specified in ANSI/ITSDF B56.9-2019.

BATTERY AND COMPARTMENT SPECIFICATIONS

	Number of cells	Cell size	Plates per cell	Capacity amp-hours	KWH	"X" Dimensions in. (mm)	"X" Dimensions in. (mm)	"X" Dimensions in. (mm)	Battery weight lb. (kg)
MTR005F	12	75	11	375	8.7	26.5 (673)	13.0 (330)	23.3 (592)	825 (374)
	12	85	11	425	9.9	26.1 (663)	12.8 (325)	23.3 (592)	865 (392)
	12	75	13	450	10.5	30.9 (785)	13.0 (330)	23.3 (592)	987 (448)
	12	85	13	510	11.9	30.9 (785)	13.0 (330)	23.3 (592)	1,035 (469)
MTR007F	12	75	11	375	8.7	26.5 (673)	13.0 (330)	23.3 (592)	825 (374)
	12	85	11	425	9.9	26.1 (663)	12.8 (325)	23.3 (592)	865 (392)
	12	75	13	450	10.5	30.9 (785)	13.0 (330)	23.3 (592)	987 (448)
	12	85	13	510	11.9	30.9 (785)	13.0 (330)	23.3 (592)	1,035 (469)
	12	100	13	600	14.0	30.9 (785)	13.0 (330)	26.2 (665)	1,140 (517)
	12	125	13	750	17.6	30.9 (785)	13.0 (330)	31.0 (787)	1,450 (658)

NOTES:

- (1) Steel tray with cover required for all batteries
- (2) Battery connector type 175 Amp, Red
- (3) Cable lead position "B"
- (4) 20.0" (508 mm) cable length
- (5) Maximum cable gauge of 1/0
- (6) Battery well: 31.3" x 13.4" x open (794 mm x 340 mm x open)
- (7) 24 Volt

FEATURES LIST - MTR005F, MTR007F

PERFORMANCE	STD	OPT
24 volt AC electrical system	●	
AC traction motor	●	
Separately Excited Motor (SEM) technology	●	
MOSFET traction controller	●	
Auto deceleration system	●	
Floot mounted high speed switch	●	
4 operator selectable performance modes	●	
DRIVE	STD	OPT
Drive tire (MTR005)		
- 10" x 5" polyurethane 90 durometer	●	
- 10" x 5" rubber 65 durometer		●
Drive Tire (MTR007)		
- 12" x 4.5" polyurethane 90 durometer	●	
- 12" x 4.5" soft polyurethane 80 durometer		●
- 12" x 4.5" siped polyurethane 90 durometer		●
Load wheels		
- 8" x 5" rubber 65 durometer	●	
- 8" x 5" polyurethane 90 durometer		●
HANDLING	STD	OPT
Coupler		
- Automatic jaw type with integrated manual release	●	
- Pin type		●
- no coupler		●
ERGONOMICS	STD	OPT
Steering column with three tilt positions	●	
Removable thick cushioned floor mat	●	
Cushioned knee and backpads	●	
Premium Backrest Package		●
OPERATION	STD	OPT
Battery connector		
- 175 amp red	●	
- 175 amp grey		●
Control Handle		
- 17" Wide	●	
- 25" Wide		●
- Pick Assist		●
Convenience tray (battery mounted)		●
RF terminal power supply – 24-volt		●
Audible alarm (reverse direction activated)		●
Multifunction full-color touch display		
- Battery state of charge	●	
- Hour meter	●	
- Fault indicator	●	

OPERATION (CONTINUED)	STD	OPT
Electronic horn	●	
Two-stage brake switch	●	
Electro-mechanical park brake	●	
On-board software		
- Program, test and diagnose	●	
- No handset required	●	
- Password protected	●	
ENERGY SYSTEM	STD	OPT
Set for flooded cell	●	
Set for maintenance free		●
SUPPLEMENTAL	STD	OPT
Parts manual		
- CD		●
- printed		●
Operating manual	●	
CONSTRUCTION	STD	OPT
UL Classification "E"	●	
UL Classification "EE" (MTR007 only)		●
Application/Environmental Construction		
- Standard construction operating temperatures: +32°F to 120°F	●	
- Cooler/Freezer Package: Operating temps: 0°F to +120°F		●
Key ignition switch	●	
Keyless toggle start switch		●
31.2" x 13.4" open battery compartment	●	
Battery rollers		●
20.8" x 32" wide operator's compartment	●	
VISIBILITY	STD	OPT
Amber LED strobe light		●

About Yale



Yale Lift Truck Technologies leverages over a century of material handling experience and substantial investment in innovation to bring the most advanced technology-driven lift truck solutions to market. The company offers a full line of award-winning lift trucks, including reach trucks, order pickers, turret trucks, pallet jacks and trucks, pallet stackers, tow tractors and counterbalanced forklifts, as well as powerful operator assist solutions, proven robotics and a wide range of power sources to help customers adapt to today's demanding supply chain. Yale and its independent dealer network support these solutions with comprehensive after-sales service, parts, financing and training.

Yale Lift Truck Technologies is a trading name of Hyster-Yale Asia-Pacific Pty Ltd., a wholly owned subsidiary of Hyster-Yale Materials Handling, Inc. (NYSE:HY) which is headquartered in Cleveland, Ohio and operates globally.

MATERIALS HANDLING FOR:

Third-party logistics (3PL)

Auto parts distribution

Beverage

Cold & frozen foods

Food distribution

Food processing

Furniture & furnishings

Government

Health & pharma


Home centers & durables

Retail & e-commerce

Yale Lift Truck Technologies | Pacific
1/23 Rowood Road
Prospect NSW 2148

Yale Lift Truck Technologies | Asia
16 Tuas Avenue 20
Singapore 638827

yale.com

© 2023 Hyster-Yale Group, Inc., all rights reserved. YALE and  are trademarks of Hyster-Yale Group, Inc. Trucks may be shown with optional equipment and/or features not available in all regions. Specifications and details in this brochure are subject to change without prior notification.