



UX SERIES

BROCHURE

GP20-35UX
Internal Combustion
Counterbalanced
Forklift

2,000 - 3,500kg

GP20-35UX

Features

The Yale® UX Series provides the ideal solution to meet your less frequent usage needs, without compromising on performance.

MODEL RANGE [→](#)

The range consists of 2,000 - 3,500kg. IC counterbalance, pneumatic tyre forklift trucks, available in four different capacities:

2,000kg – GP20UX 2,500kg – GP25UX 3,000kg – GP30UX 3,500kg – GP35UX

Each model is available with diesel, LPG or dual-fuel power, a single-speed powershift transmission and a range of front end equipment options to suit varying application requirements.

EASY TO OPERATE

The ergonomically designed operator compartment, with a familiar automotive layout, means that drivers will be able to work comfortably. A range of standard features and options help to ensure that the truck is configured to the needs of the application.

SERVICEABILITY

Due to the simplicity of the components and specifications, servicing can be carried out quickly and easily.

LOW COST OF OWNERSHIP

The use of high quality, robust components, efficient filtration and excellent cooling helps contribute to reliable operations and lower wear and tear. This, together with the fast availability of cost-effective replacement parts helps to reduce service and maintenance requirements and costs.

ERGONOMICS

The ergonomically designed operator compartment offers an automotive-style layout to promote operator comfort and familiarity. Tailor the truck to for your application with a range of standard features and options, including: informative, 3.5-inch LCD display, generous foot space in operator compartment, dual suspension system, hand parking brake lever with button greatly reducing fatigue in operation, and a small diameter steering wheel with adjustable steering column.

SAFETY AND STABILITY

The wide view mast offers significant front field of view thus minimizing blind spots and increasing operator awareness. A high-strength, overhead guard is designed for visibility. The hand lever parking brake requires low effort and helps reduce fatigue and keep operators fresh all shift long, while the low center of gravity to help promote stability.

EASY MAINTENANCE

You need a lift truck solution you can count on. The UX series is designed for easy serviceability, helping minimize time out of service and offer availability when you need it. Offering a large access area for service and repairs, simple components and computer-based diagnostics are not required.

RELIABILITY AND EXCHANGEABILITY

Robust components and a simple design help deliver the reliability and parts availability you expect from the Yale brand, with high-strength, triplex plate OHG and exchangeable components across 2000 - 2500kg capacity models.





1 HIGH STRENGTH OHG

The overhead guard features profiled steel with high strength glass to enhance reliability and operator protection.

2 SUSPENSION SEAT

A full suspension seat that offers excellence in comfort, with an operator presence system fitted as standard.

3 WIDE VIEW MAST

The wide mast features an outside width of 720mm. It can significantly improve the driver's front field of view while increasing the safety and comfort of operating the truck.

4 LOW STEP DRIVER HEIGHT

Convenient step placing to suit a variety of heights to ensure easy access to the truck at all times.

5 SMALL STEERING WHEEL

The adjustable steering wheel is convenient for the operator as it provides 8 degrees of adjustment. It is also easy to navigate when working in narrow spaces.

6 ROBUST ENGINES

The range of engines offered on the UX Series provide reliability and efficiency.

Engineered for drivers with comfort, safety & ergonomics



YALE DISPLAY WITH 3.5" LCD

- The Yale UX Series Forklift adopts a 3.5" LCD display, providing convenient viewing of the display data when driving and operating



HAND PARKING BRAKE

- Low effort to operate park brake lever
- Hand parking brake lever with button reduces operator fatigue



LARGE FOOT ROOM

- Spacious foot room design provides comfort, convenience and safety
- Control pedals provide extra foot space which reduces operator fatigue and increases operator comfort



TRIPLEX PLATE OVERHEAD GUARD

- The overhead guard is developed using three pieces; left side, right side and top canopy making replacement more convenient



LARGE ACCESS AREA FOR SERVICE AND REPAIRS

- Large access space to engine compartment makes service and repairs more convenient




SUSPENSION SEAT

- Full suspension seat offers excellent comfort
- Operator presence system as standard



WIDE VIEW MAST

- The wide view mast with an outside width of 720mm, significantly improves the driver's front field of view, reduces blind spots, and increases the safety and comfort of the operation



DUAL SUSPENSION SYSTEM

- The specialised dual-suspension system decreases vibration and noise
- Full floating safeguard/cabin system
- Engine vibration damper
- Suspended transmission replaces traditional rigid connections



HIGH STRENGTH OVERHEAD GUARD

- Profiled steel overhead guard
- High strength roof with high strength glass enhances reliability and operator protection
- Mast composite roller structure



SMALL DIAMETER STEERING WHEEL WITH ADJUSTABLE STEER COLUMN

- The 300mm diameter steering wheel is easy to manipulate, responsive, and ensures optimum mobility when working in a narrow space
- The ideally positioned steering wheel allows 8 degrees of adjustment, to suit a variety of different operators



EXCHANGEABLE COMPONENTS

- Engine cover, instrument panel, display and most other components are exchangeable with other capacities in the same range
- Front fenders adaptable to single or dual wheel configuration



IMPROVED LIFTING SPEED

- Competitive lifting speeds reduces cycle time and increases productivity

GP20-35UX OPTIONS

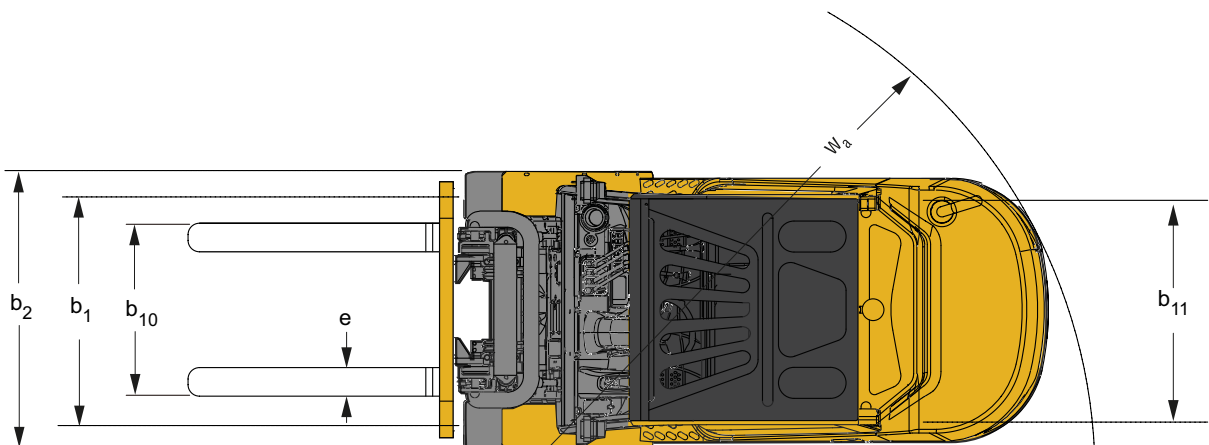
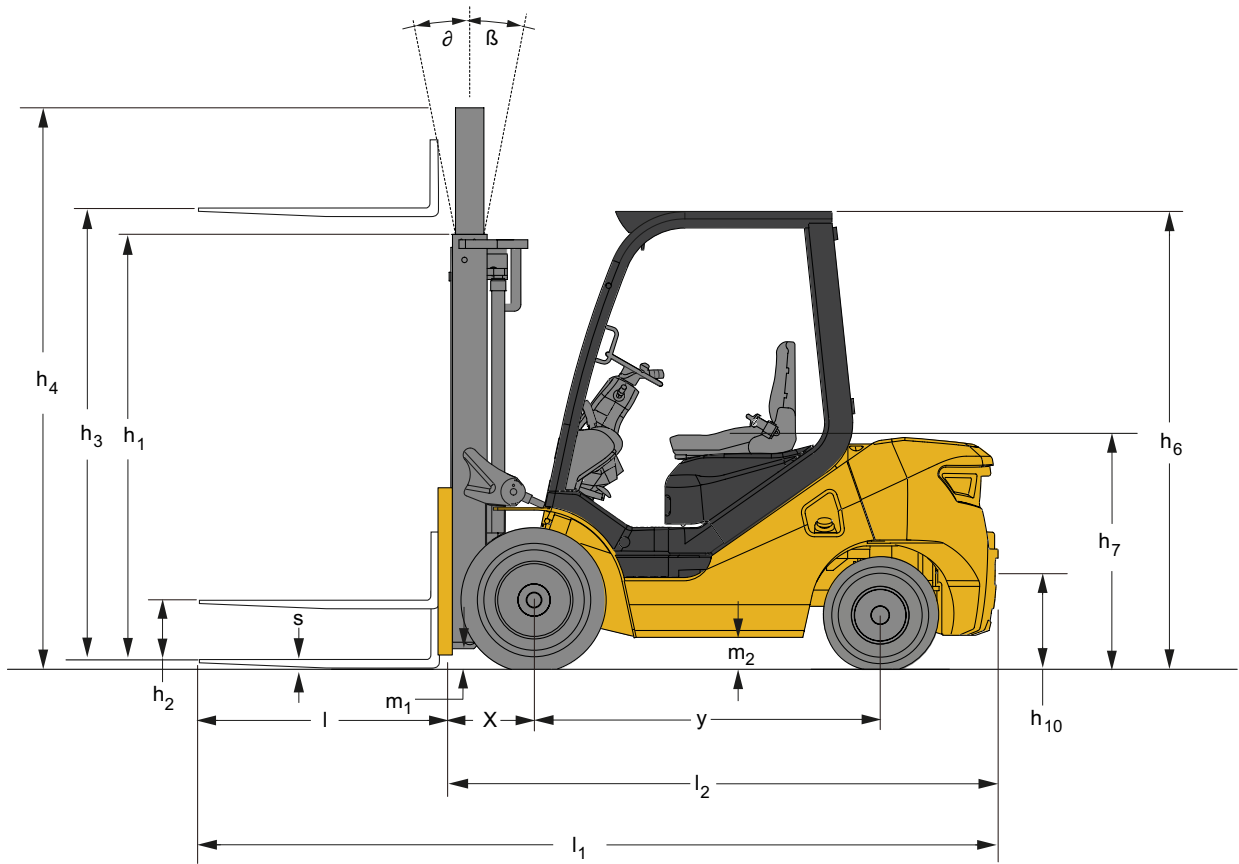
Yale UX Series trucks feature a comprehensive range of standard equipment, with a number of options available to suit the specific needs of your application, including:

- Diesel, LPG, or dual-fuel
- Pneumatic-shaped solid, or dual tyres
- Various fork lengths
- Integral sideshift
- Swing-out drop down LPG bracket
- Rear, LED work light
- Strobe light
- Backup alarm
- High air intake with pre-cleaner
- Tilt cylinder boots
- Various mast heights
- 3 way catalytic purifier on LPG engines
- Glass roof
- Front window with wiper

Please refer to the Price List for full option configurations.



TRUCK DIMENSIONS GP20-35UX



GP20UX RATED CAPACITY KG @ 500MM AND 600MM LOAD CENTRE

Mast Type	Maximum fork height $h_3 + s$ (mm)	Mast tilt		Lowered height h_1 (mm)	Overall Extended height h_4 (mm) (1)	Overall Extended height h_4 (mm) (2)	Free lift height $h_2 + s$ (mm)		GP20UX without sideshift			
		FWD tilt (°)	Back tilt (°)				Without LBR (mm)	With LBR (mm)	Solid Tyres		Pneumatic Tyres	
									500 mm LC	600 mm LC	500 mm LC	600 mm LC
2-stage limited free lift	3000	6	12	2010	3575	3990	160	160	2000	1800	2000	1800
	4000	6	6	2560	4575	4990	160	160	2000	1800	2000	1800
	4500	6	6	2810	5075	5490	160	160	1900	1710	1850	1710
	5000	6	6	3060	5575	5990	160	160	1800	1620	1590	1550
	5500	3	6	3360	6075	6490	160	160	1690	1520	1150	1130
6000	3	6	3610	6575	6990	160	160	1520	1400	870	860	
2-stage full free lift	3000	6	12	2010	3590	3990	1420	1020	2000	1800	2000	1800
3-stage full free lift	4500	6	6	2060	5017	5490	1440	1070	1900	1730	1830	1730
	4800	6	6	2160	5317	5790	1540	1170	1840	1670	1710	1660
	5500	3	6	2425	6017	6490	1800	1430	1670	1510	1110	1110
	6000	3	6	2610	6517	6990	1990	1620	1430	1390	850	850
6500	3	6	2825	7017	7490	2215	1835	1170	1170	610	610	

GP25UX RATED CAPACITY KG @ 500MM AND 600MM LOAD CENTRE

Mast Type	Maximum fork height $h_3 + s$ (mm)	Mast tilt		Lowered height h_1 (mm)	Overall Extended height h_4 (mm) (1)	Overall Extended height h_4 (mm) (2)	Free lift height $h_2 + s$ (mm)		GP25UX without sideshift			
		FWD tilt (°)	Back tilt (°)				Without LBR (mm)	With LBR (mm)	Solid Tyres		Pneumatic Tyres	
									500 mm LC	600 mm LC	500 mm LC	600 mm LC
2-stage limited free lift	3000	6	12	2010	3575	3990	160	160	2500	2300	2500	2300
	4000	6	6	2560	4575	4990	160	160	2500	2300	2500	2300
	4500	6	6	2810	5075	5490	160	160	2390	2200	2080	2010
	5000	6	6	3060	5575	5990	160	160	2270	2090	1810	1760
	5500	3	6	3360	6075	6490	160	160	1860	1840	1350	1320
6000	3	6	3610	6575	6990	160	160	1500	1480	1040	1030	
2-stage full free lift	3000	6	12	2010	3590	3990	1420	1020	2500	2300	2500	2300
3-stage full free lift	4500	6	6	2060	5017	5490	1440	1070	2340	2120	2020	1990
	4800	6	6	2160	5317	5790	1540	1170	2270	2060	1890	1870
	5500	3	6	2425	6017	6490	1800	1430	1710	1710	1280	1280
	6000	3	6	2610	6517	6990	1990	1620	1410	1410	1010	1010
6500	3	6	2825	7017	7490	2215	1835	1120	1150	740	740	

GP30UX RATED CAPACITY KG @ 500MM AND 600MM LOAD CENTRE

Mast Type	Maximum fork height $h_3 + s$ (mm)	Mast tilt		Lowered height h_1 (mm)	Overall Extended height h_4 (mm) (1)	Overall Extended height h_4 (mm) (2)	Free lift height $h_2 + s$ (mm)		GP30UX without sideshift			
		FWD tilt (°)	Back tilt (°)				Without LBR (mm)	With LBR (mm)	Solid Tyres		Pneumatic Tyres	
									500 mm LC	600 mm LC	500 mm LC	600 mm LC
2-stage limited free lift	3000	6	12	2075	3640	4100	165	165	3000	2910	3000	2910
	4000	6	6	2625	4640	5100	165	165	3000	2850	3000	2780
	4500	6	6	2875	5140	5600	165	165	2860	2660	2750	2580
	5000	6	6	3125	5640	6100	165	165	2760	2570	2420	2350
	5500	3	6	3425	6140	6600	165	165	2340	2290	1920	1870
6000	3	6	3675	6640	7100	165	165	1800	1760	1380	1360	
2-stage full free lift	3000	6	12	2075	3650	4100	1425	1025	3000	2900	3000	2900
3-stage full free lift	4500	6	6	2125	5100	5600	1525	1025	2790	2540	2680	2540
	4800	6	6	2225	5400	5900	1625	1125	2720	2470	2610	2470
	5500	3	6	2490	6100	6600	1880	1380	2190	2190	1860	1860
	6000	3	6	2675	6600	7100	2075	1575	1630	1630	1280	1280
6500	3	6	2890	7100	7600	2260	1790	1220	1220	820	820	

GP35UX RATED CAPACITY KG @ 500MM AND 600MM LOAD CENTRE

Mast Type	Maximum fork height $h_3 + s$ (mm)	Mast tilt		Lowered height h_1 (mm)	Overall Extended height h_4 (mm) (1)	Overall Extended height h_4 (mm) (2)	Free lift height $h_2 + s$ (mm)		GP35UX without sideshift			
		FWD tilt (°)	Back tilt (°)				Without LBR (mm)	With LBR (mm)	Solid Tyres		Pneumatic Tyres	
									500 mm LC	600 mm LC	500 mm LC	600 mm LC
2-stage limited free lift	3000	6	12	2150	3700	4100	170	170	3500	3450	3500	3450
	4000	6	6	2700	4700	5100	170	170	3500	3320	3310	3080
	4500	6	6	2950	5200	5600	170	170	3380	3210	2960	2780
	5000	6	6	3200	5700	6100	170	170	2980	2810	2470	2320
	5500	3	6	3500	6200	6600	170	170	2430	2290	1950	1840
6000	3	6	3750	6700	7100	170	170	1980	1870	1520	1440	
2-stage full free lift	3000	6	12	2150	3680	4100	1470	1050	3500	3440	3500	3440
3-stage full free lift	4500	6	6	2200	5140	5600	1560	1100	3270	2970	2870	2810
	4800	6	6	2300	5440	5900	1660	1200	3090	2900	2630	2590
	5500	3	6	2565	6140	6600	1915	1455	2350	2310	1920	1880
	6000	3	6	2750	6640	7100	2110	1650	1880	1860	1450	1430
6500	3	6	2965	7100	7600	2290	1830	1410	1400	920	920	

Note: For integral sideshift deduct 50Kg from stated capacity, (1) = without LBR (2) with LBR, all ratings with 1070 mm forks, dual tyre capacities available upon request.

GENERAL SPECIFICATIONS - GP20UX

DISTINGUISHING MARK	1.1	Manufacturer (abbreviation)	Yale				
	1.2	Model designation	GP20UX				
	1.2.1	Engine / transmission	Yanmar 2.6L	LS 2.5L	Xinchai 2.67L	GCT K25	
	1.3	Drive: electric(battery or mains), diesel, petrol, fuel gas	Diesel			LPG / Petrol	
	1.4	Operator type: hand, pedestrian, standing, seated, order-picker	Seated				
	1.5	Rated capacity/rated load	Q (kg)	2000			
	1.6	Load center distance	c (mm)	500			
	1.8	Load distance, centre of drive axle to fork	x (mm)	465			
	1.9	Wheelbase	y (mm)	1600			
WEIGHT	2.1	Service weight	kg	3550			
	2.2	Axle loading, laden front / rear	kg	4780 / 750			
	2.3	Axle loading, unladen front / rear	kg	1480 / 2050			
TYRES/CHASSIS	3.1	Tyre type	Pneumatic				
	3.2	Tyre size, front	7.00-12-12PR				
	3.3	Tyre size, rear	6.00-9-10PR				
	3.5	Wheels, number front/rear (X=drive wheels)	2X / 2				
	3.6	Tread, front	b10 (mm)	970			
	3.7	Tread, rear	b11 (mm)	980			
	DIMENSIONS	4.1	Tilt of mast / fork carriage forward / backward	α / β (°)	6 / 12		
4.2		Height, mast lowered	h_1 (mm)	2010			
4.3		Freelift	h_2 (mm)	160			
4.4		Lift	h_3 (mm)	3000			
4.5.1		Height of mast, extended w/o LBR	h_4 (mm)	3575			
4.5.2		Height of mast, extended w/ LBR	h_4 (mm)	3990			
4.7		Height of overhead guard	h_5 (mm)	2180			
4.8		Seat height / stand height	h_7 (mm)	1167			
4.12		Coupling height	h_{10} (mm)	250			
4.19		Overall length	l_1 (mm)	3630			
4.20		Length to face of forks	l_2 (mm)	2560			
4.21		Overall width (Standard / Dual)	b1/b2 (mm)	1150 / 1590			
4.22		Fork dimensions	s/e/l (mm)	40 x 122 x 1070			
4.23		Fork carriage to DIN 15173, Class A/B		IIA			
4.24		Fork carriage width	b_3 (mm)	1040			
4.31		Ground clearance, laden, below mast	m_1 (mm)	125			
4.32		Ground clearance, centre of wheelbase	m_2 (mm)	150			
4.34.1		Aisle width with pallets 1000 long x 1200 wide	A_{st} (mm)	3966			
4.34.2		Aisle width with pallets 800 wide x 1200 long	A_{st} (mm)	3766			
4.35		Turning radius	W_a (mm)	2290			
4.36		Internal turning radius	b_{13} (mm)	745			
4.42		Step height (from ground to running board)	k (mm)	430			
PERFORMANCE DATA		5.1	Travel speed, laden / unladen	km/h	19 / 19	18 / 18	20 / 20
	5.1.1	Lifting speed, laden / unladen	m/s	0.54 / 0.57	0.50 / 0.53	0.54 / 0.57	0.50 / 0.53
	5.2	Lowering speed, laden / unladen	m/s	0.43 / 0.40			
	5.3	Maximum drawbar pull with/without load	N	12774 / 8761	25400 / 15500	18400 / 10400	16651 / 8761
	5.4	Drawbar pull, with / without load @ 1.6km/h	N	12500 / 10500	21400 / 15000	15640 / 13140	15000 / 12000
	5.7	Drawbar pull with / without load @ 4.8km/h	N	8879 / 7544	16300 / 14000	11700 / 10200	7544 / 6872
	5.8	Gradeability, with / without load, @ 1.6km/h	%	20 / 25	22 / 26	24 / 26	25 / 25
	5.9	Gradeability, with / without load @ 4.8km/h	%	18 / 22	20 / 25	20 / 25	13 / 22
	5.10	Service brake		Hydraulic			
	COMBUSTION-ENGINE	7.1	Engine	Yanmar 2.6L	L4CRV-T6	Xinchai 2.67L	GCT K25
7.2		Engine power according to ISO 1585	kW	33	42	36.8	37.4
7.3		Rated speed	min ⁻¹	2450	2300	2500	2300
7.4		Number of cylinders		4			
7.4		Cylinder displacement	cm ³	2659	2505	2674	2488
7.5		Fuel consumption according to VDI cycle	l/h or kg/h	3.7		2.9	3.7
ADDITIONAL DATA	8.1	Type of drive	Automatic				
	10.1	Operating pressure of attachments	bar	0-175			
	10.2	Oil volume for attachments	ℓ/min	64	65	64	
	10.3	Hydraulic oil tank capacity - initial fill	ℓ	60			
	10.4.2	Fuel tank capacity	ℓ	60			
	10.7.1	Sound pressure at driver's ear OHG	dB(A)	84			
	10.7.3	Guaranteed sound power 2001/14/EC	dB(A)	104			103
	10.8	Towing coupling type		PIN			

Note: Specification data is based on VDI 2198, with the following configuration: Complete truck with 2 STG LFL 3000 mm mast, standard carriage and 1070mm forks, overhead guard and standard pneumatic drive and steer tyres.

GENERAL SPECIFICATIONS - GP25UX

DISTINGUISHING MARK	1.1	Manufacturer (abbreviation)	Yale				
	1.2	Model designation	GP25UX				
	1.2.1	Engine / transmission	Yanmar 2.6L	LS 2.5L	Xinchai 2.67L	GCT K25	
	1.3	Drive: electric(battery or mains), diesel, petrol, fuel gas	Diesel			LPG / Petrol	
	1.4	Operator type: hand, pedestrian, standing, seated, order-picker	Seated				
	1.5	Rated capacity/rated load	Q (kg)	2500			
	1.6	Load center distance	c (mm)	500			
	1.8	Load distance, centre of drive axle to fork	x (mm)	465			
	1.9	Wheelbase	y (mm)	1600			
WEIGHT	2.1	Service weight	kg	3800			
	2.2	Axle loading, laden front / rear	kg	5510 / 780			
	2.3	Axle loading, unladen front / rear	kg	1380 / 2410			
TYRES/CHASSIS	3.1	Tyre type	Pneumatic				
	3.2	Tyre size, front	7.00-12-12PR				
	3.3	Tyre size, rear	6.00-9-10PR				
	3.5	Wheels, number front/rear (X=drive wheels)	2X / 2				
	3.6	Tread, front	b10 (mm)	970			
	3.7	Tread, rear	b11 (mm)	980			
	DIMENSIONS	4.1	Tilt of mast / fork carriage forward / backward	α / β (°)	6 / 12		
4.2		Height, mast lowered	h_1 (mm)	2010			
4.3		Freelift	h_2 (mm)	160			
4.4		Lift	h_3 (mm)	3000			
4.5.1		Height of mast, extended w/o LBR	h_4 (mm)	3575			
4.5.2		Height of mast, extended w/ LBR	h_4 (mm)	3990			
4.7		Height of overhead guard	h_5 (mm)	2180			
4.8		Seat height / stand height	h_7 (mm)	1167			
4.12		Coupling height	h_{10} (mm)	250			
4.19		Overall length	l_1 (mm)	3690			
4.20		Length to face of forks	l_2 (mm)	2620			
4.21		Overall width (Standard / Dual)	b1/b2 (mm)	1150 / 1590			
4.22		Fork dimensions	s/e/l (mm)	40 x 122 x 1070			
4.23		Fork carriage to DIN 15173, Class A/B		IIA			
4.24		Fork carriage width	b_3 (mm)	1040			
4.31		Ground clearance, laden, below mast	m_1 (mm)	125			
4.32		Ground clearance, centre of wheelbase	m_2 (mm)	150			
4.34.1		Aisle width with pallets 1000 long x 1200 wide	A_{st} (mm)	4026			
4.34.2		Aisle width with pallets 800 wide x 1200 long	A_{st} (mm)	3826			
4.35		Turning radius	W_a (mm)	2350			
4.36		Internal turning radius	b_{13} (mm)	745			
4.42		Step height (from ground to running board)	k (mm)	430			
PERFORMANCE DATA	5.1	Travel speed, laden / unladen	km/h	19 / 19	18 / 18	19 / 20	19 / 19
	5.1.1	Lifting speed, laden / unladen	m/s	0.56 / 0.61	0.50 / 0.53	0.56 / 0.59	0.42 / 0.54
	5.2	Lowering speed, laden / unladen	m/s	0.45 / 0.41	0.43 / 0.40	0.45 / 0.42	0.45 / 0.41
	5.3	Maximum drawbar pull with/without load	N	12648 / 8450	25400 / 15500	18100 / 15000	16790 / 8450
	5.4	Drawbar pull, with / without load @ 1.6km/h	N	13500 / 10500	21400 / 15000	15640 / 11640	16000 / 12000
	5.7	Drawbar pull with / without load @ 4.8km/h	N	8879 / 7185	16300 / 14000	11960 / 9960	7185 / 6872
	5.8	Gradeability, with / without load, @ 1.6km/h	%	22 / 25	22 / 26	25 / 25	
	5.9	Gradeability, with / without load @ 4.8km/h	%	15 / 19	20 / 25	18 / 25	11 / 19
	5.10	Service brake		Hydraulic			
	COMBUSTION-ENGINE	7.1	Engine	Yanmar 2.6L	L4CRV-T6	Xinchai 2.67L	GCT K25
7.2		Engine power according to ISO 1585	kW	33	42	36.8	37.4
7.3		Rated speed	min ⁻¹	2450	2300	2500	2300
7.4		Number of cylinders		4			
7.4		Cylinder displacement	cm ³	2659	2505	2674	2488
7.5		Fuel consumption according to VDI cycle	l/h or kg/h	3.64	3.80	3.32	4.96
ADDITIONAL DATA	8.1	Type of drive	Automatic				
	10.1	Operating pressure of attachments	bar	0-175			
	10.2	Oil volume for attachments	ℓ/min	64			
	10.3	Hydraulic oil tank capacity - initial fill	ℓ	60			
	10.4.2	Fuel tank capacity	ℓ	60			
	10.7.1	Sound pressure at driver's ear OHG	dB(A)	84.7	84.0		
	10.7.3	Guaranteed sound power 2001/14/EC	dB(A)	104		103	
	10.8	Towing coupling type		PIN			

Note: Specification data is based on VDI 2198, with the following configuration: Complete truck with 2 STG LFL 3000 mm mast, standard carriage and 1070mm forks, overhead guard and standard pneumatic drive and steer tyres.

GENERAL SPECIFICATIONS - GP30UX

DISTINGUISHING MARK	1.1	Manufacturer (abbreviation)	Yale				
	1.2	Model designation	GP30UX				
	1.2.1	Engine / transmission	Yanmar 3.3L	LS 2.5L	Xinchai 2.67L	GCT K25	
	1.3	Drive: electric(battery or mains), diesel, petrol, fuel gas	Diesel			LPG / Petrol	
	1.4	Operator type: hand, pedestrian, standing, seated, order-picker	Seated				
	1.5	Rated capacity/rated load	Q (kg)	3000			
	1.6	Load center distance	c (mm)	500			
	1.8	Load distance, centre of drive axle to fork	x (mm)	490			
	1.9	Wheelbase	y (mm)	1700			
	WEIGHT	2.1	Service weight	kg	4300		
2.2		Axle loading, laden front / rear	kg	6490 / 790			
2.3		Axle loading, unladen front / rear	kg	1690 / 2590			
TYRES/CHASSIS	3.1	Tyre type	Pneumatic				
	3.2	Tyre size, front	28x9-15-14PR				
	3.3	Tyre size, rear	6.50-10-10PR				
	3.5	Wheels, number front/rear (X=drive wheels)	2X / 2				
	3.6	Tread, front	b10 (mm)	1000			
	3.7	Tread, rear	b11 (mm)	970			
	DIMENSIONS	4.1	Tilt of mast / fork carriage forward / backward	α / β (°)	6 / 12		
4.2		Height, mast lowered	h_1 (mm)	2075			
4.3		Freelift	h_2 (mm)	165			
4.4		Lift	h_3 (mm)	3000			
4.5.1		Height of mast, extended w/o LBR	h_4 (mm)	3640			
4.5.2		Height of mast, extended w/ LBR	h_4 (mm)	4100			
4.7		Height of overhead guard	h_5 (mm)	2205			
4.8		Seat height / stand height	h_7 (mm)	1192			
4.12		Coupling height	h_{10} (mm)	260			
4.19		Overall length	l_1 (mm)	3765			
4.20		Length to face of forks	l_2 (mm)	2695			
4.21		Overall width (Standard / Dual)	b1/b2 (mm)	1210 / 1650			
4.22		Fork dimensions	s/e/l (mm)	45 x 122 x 1070			
4.23		Fork carriage to DIN 15173, Class A/B		IIIA			
4.24		Fork carriage width	b_3 (mm)	1100			
4.31		Ground clearance, laden, below mast	m_1 (mm)	140			
4.32		Ground clearance, centre of wheelbase	m_2 (mm)	145			
4.34.1		Aisle width with pallets 1000 long x 1200 wide	A_{st} (mm)	4126			
4.34.2		Aisle width with pallets 800 wide x 1200 long	A_{st} (mm)	3926			
4.35		Turning radius	W_a (mm)	2430			
4.36		Internal turning radius	b_{13} (mm)	830			
4.42		Step height (from ground to running board)	k (mm)	455			
PERFORMANCE DATA		5.1	Travel speed, laden / unladen	km/h	19 / 20	18 / 18	18 / 19
	5.1.1	Lifting speed, laden / unladen	m/s	0.42 / 0.45	0.39 / 0.42	0.42 / 0.45 0.40 / 0.43	
	5.2	Lowering speed, laden / unladen	m/s	0.40 / 0.38	0.38 / 0.37	0.43 / 0.40 0.40 / 0.38	
	5.3	Maximum drawbar pull with/without load	N	20596 / 14800	24100 / 18000	17000 / 12000 17480 / 11980	
	5.4	Drawbar pull, with / without load @ 1.6km/h	N	17500 / 14000	20400 / 14000	15766 / 12766 15000 / 13000	
	5.7	Drawbar pull with / without load @ 4.8km/h	N	8119 / 7319	15500 / 11000	11766 / 8766 11500 / 8000	
	5.8	Gradeability, with / without load, @ 1.6km/h	%	24 / 25	20 / 25	19 / 25 20 / 25	
	5.9	Gradeability, with / without load @ 4.8km/h	%	12 / 19	19.5 / 24	14 / 19 13 / 19	
	5.10	Service brake		Hydraulic			
	COMBUSTION-ENGINE	7.1	Engine	Yanmar 3.3L	L4CRV-T6	Xinchai 2.67L	GCT K25
7.2		Engine power according to ISO 1585	kW	42.1	42.0	36.8 37.4	
7.3		Rated speed	min ⁻¹	2300		2500 2300	
7.4		Number of cylinders		4			
7.4		Cylinder displacement	cm ³	3319	2505	2674 2488	
7.5		Fuel consumption according to VDI cycle	l/h or kg/h	4.06	4.00	3.60 3.50	
ADDITIONAL DATA	8.1	Type of drive	Automatic				
	10.1	Operating pressure of attachments	bar	0-175			
	10.2	Oil volume for attachments	ℓ/min	64			
	10.3	Hydraulic oil tank capacity - initial fill	ℓ	70			
	10.4.2	Fuel tank capacity	ℓ	70			
	10.7.1	Sound pressure at driver's ear OHG	dB(A)	84			
	10.7.3	Guaranteed sound power 2001/14/EC	dB(A)	104		103	
	10.8	Towing coupling type		PIN			

Note: Specification data is based on VDI 2198, with the following configuration: Complete truck with 2 STG LFL 3000 mm mast, standard carriage and 1070mm forks, overhead guard and standard pneumatic drive and steer tyres.

GENERAL SPECIFICATIONS - GP35UX

DISTINGUISHING MARK	1.1	Manufacturer (abbreviation)	Yale				
	1.2	Model designation	GP35UX				
	1.2.1	Engine / transmission	Yanmar 3.3L	LS 2.5L	Xinchai 2.67L	GCT K25	
	1.3	Drive: electric(battery or mains), diesel, petrol, fuel gas	Diesel			LPG / Petrol	
	1.4	Operator type: hand, pedestrian, standing, seated, order-picker	Seated				
	1.5	Rated capacity/rated load	Q (kg)	3500			
	1.6	Load center distance	c (mm)	500			
	1.8	Load distance, centre of drive axle to fork	x (mm)	510			
	1.9	Wheelbase	y (mm)	1700			
WEIGHT	2.1	Service weight	kg	4710			
	2.2	Axle loading, laden front / rear	kg	7250 / 960			
	2.3	Axle loading, unladen front / rear	kg	1690 / 3020			
TYRES/CHASSIS	3.1	Tyre type	Pneumatic				
	3.2	Tyre size, front	28x9-15-14PR				
	3.3	Tyre size, rear	6.50-10-10PR				
	3.5	Wheels, number front/rear (X=drive wheels)	2X / 2				
	3.6	Tread, front	b10 (mm)	1000			
	3.7	Tread, rear	b11 (mm)	970			
	DIMENSIONS	4.1	Tilt of mast / fork carriage forward / backward	α / β (°)	6 / 12		
4.2		Height, mast lowered	h_1 (mm)	2150			
4.3		Freelift	h_2 (mm)	170			
4.4		Lift	h_3 (mm)	3000			
4.5.1		Height of mast, extended w/o LBR	h_4 (mm)	3700			
4.5.2		Height of mast, extended w/ LBR	h_4 (mm)	4100			
4.7		Height of overhead guard	h_5 (mm)	2205			
4.8		Seat height / stand height	h_7 (mm)	1192			
4.12		Coupling height	h_{10} (mm)	260			
4.19		Overall length	l_1 (mm)	3850			
4.20		Length to face of forks	l_2 (mm)	2780			
4.21		Overall width (Standard / Dual)	b1/b2 (mm)	1210 / 1650			
4.22		Fork dimensions	s/e/l (mm)	45 x 122 x 1070			
4.23		Fork carriage to DIN 15173, Class A/B		IIIA			
4.24		Fork carriage width	b_3 (mm)	1100			
4.31		Ground clearance, laden, below mast	m_1 (mm)	140			
4.32		Ground clearance, centre of wheelbase	m_2 (mm)	145			
4.34.1		Aisle width with pallets 1000 long x 1200 wide	A_{st} (mm)	4210			
4.34.2		Aisle width with pallets 800 wide x 1200 long	A_{st} (mm)	4010			
4.35		Turning radius	W_a (mm)	2500			
4.36		Internal turning radius	b_{13} (mm)	830			
4.42	Step height (from ground to running board)	k (mm)	455				
PERFORMANCE DATA	5.1	Travel speed, laden / unladen	km/h	19 / 20	18 / 18	19 / 20	18 / 19
	5.1.1	Lifting speed, laden / unladen	m/s	0.38 / 0.40	0.38 / 0.41	0.34 / 0.36	0.33 / 0.36
	5.2	Lowering speed, laden / unladen	m/s	0.45 / 0.38	0.38 / 0.37	0.45 / 0.38	
	5.3	Maximum drawbar pull with/without load	N	17739 / 9870	24100 / 17500	16560 / 10060	16679 / 9870
	5.4	Drawbar pull, with / without load @ 1.6km/h	N	16500 / 13000	20400 / 15000	15209 / 12709	14000 / 12000
	5.7	Drawbar pull with / without load @ 4.8km/h	N	8968 / 8892	15500 / 9500	11684 / 9684	6906 / 8892
	5.8	Gradeability, with / without load, @ 1.6km/h	%	19 / 25	20 / 24	16.5 / 24	17 / 25
	5.9	Gradeability, with / without load @ 4.8km/h	%	13 / 19	17 / 21	12 / 16.5	10 / 19
	5.10	Service brake		Hydraulic			
	COMBUSTION-ENGINE	7.1	Engine	Yanmar 3.3L	L4CRV-T6	Xinchai 2.67L	GCT K25
7.2		Engine power according to ISO 1585	kW	42.1	42.0	36.8	37.4
7.3		Rated speed	min ⁻¹	2300		2500	2300
7.4		Number of cylinders		4			
7.4		Cylinder displacement	cm ³	3319	2505	2674	2488
7.5		Fuel consumption according to VDI cycle	l/h or kg/h	4.9	4.2	4.0	4.3
ADDITIONAL DATA	8.1	Type of drive	Automatic				
	10.1	Operating pressure of attachments	bar	0-175	0-195	0-175	
	10.2	Oil volume for attachments	ℓ/min	64			
	10.3	Hydraulic oil tank capacity - initial fill	ℓ	70			
	10.4.2	Fuel tank capacity	ℓ	70			
	10.7.1	Sound pressure at driver's ear OHG	dB(A)	88.5	84.0		81.7
	10.7.3	Guaranteed sound power 2001/14/EC	dB(A)	104		101	
	10.8	Towing coupling type		PIN			

Note: Specification data is based on VDI 2198, with the following configuration: Complete truck with 2 STG LFL 3000 mm mast, standard carriage and 1070mm forks, overhead guard and standard pneumatic drive and steer tyres.

About Yale



Yale Lift Truck Technologies leverages over a century of material handling experience and substantial investment in innovation to bring the most advanced technology-driven lift truck solutions to market. The company offers a full line of award-winning lift trucks, including reach trucks, order pickers, turret trucks, pallet jacks and trucks, pallet stackers, tow tractors and counterbalanced forklifts, as well as powerful operator assist solutions, proven robotics and a wide range of power sources to help customers adapt to today's demanding supply chain. Yale and its independent dealer network support these solutions with comprehensive after-sales service, parts, financing and training.

Yale Lift Truck Technologies is a trading name of Hyster-Yale Asia-Pacific Pty Ltd., a wholly owned subsidiary of Hyster-Yale Materials Handling, Inc. (NYSE:HY) which is headquartered in Cleveland, Ohio and operates globally.

MATERIALS HANDLING FOR:

3PL

Auto Parts Distribution

Beverage

Cold & Frozen Foods

Food Distribution

Food Processing

Furniture & Furnishings

Government

Health & Pharma

Home Centers

Retail & E-commerce

Yale Pacific

1/23 Rowood Road, Prospect NSW 2148


Tel: +61 (2) 9795 3800 | Fax: +61 (2) 9792 8484

Yale Asia

16 Tuas Avenue 20, Singapore 638827

Tel: +65 6863 3387 | Fax: +65 6863 3349

yale.com

© 2023 Hyster-Yale Group, Inc., all rights reserved. YALE and  are trademarks of Hyster-Yale Group, Inc. Trucks may be shown with optional equipment and/or features not available in all regions. Specifications and details in this brochure are subject to change without prior notification.