

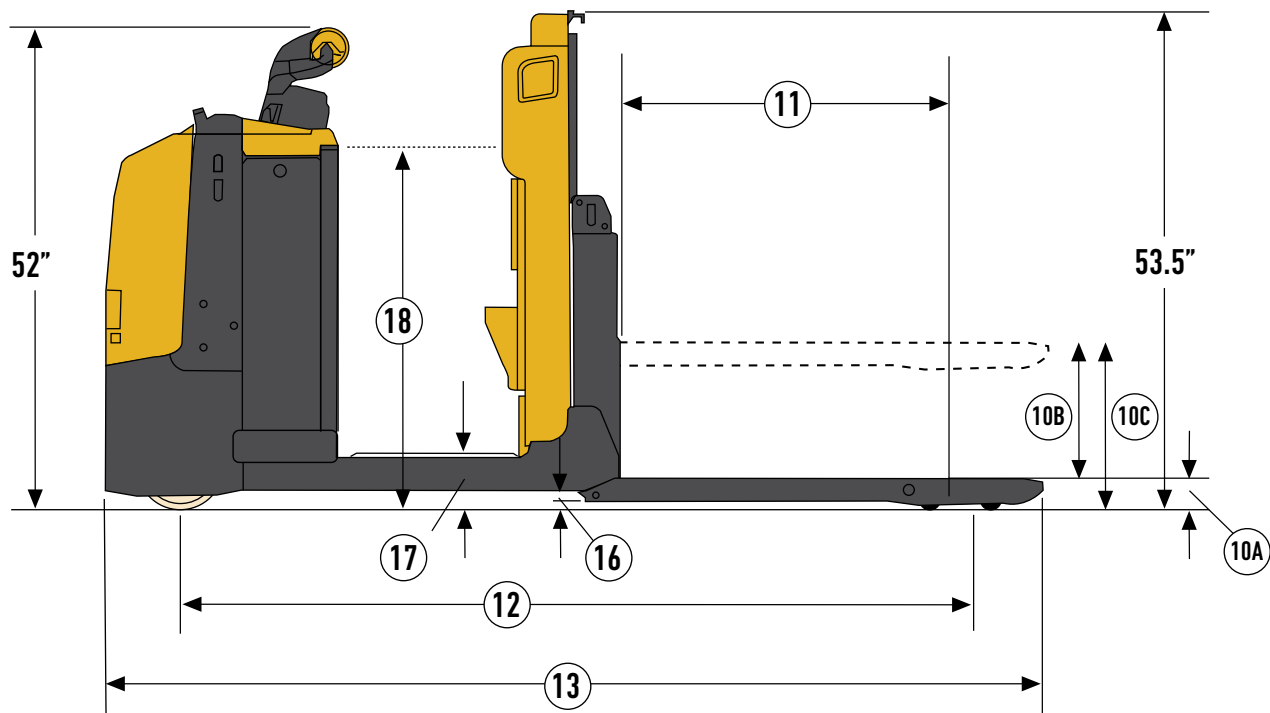


M0 55-80

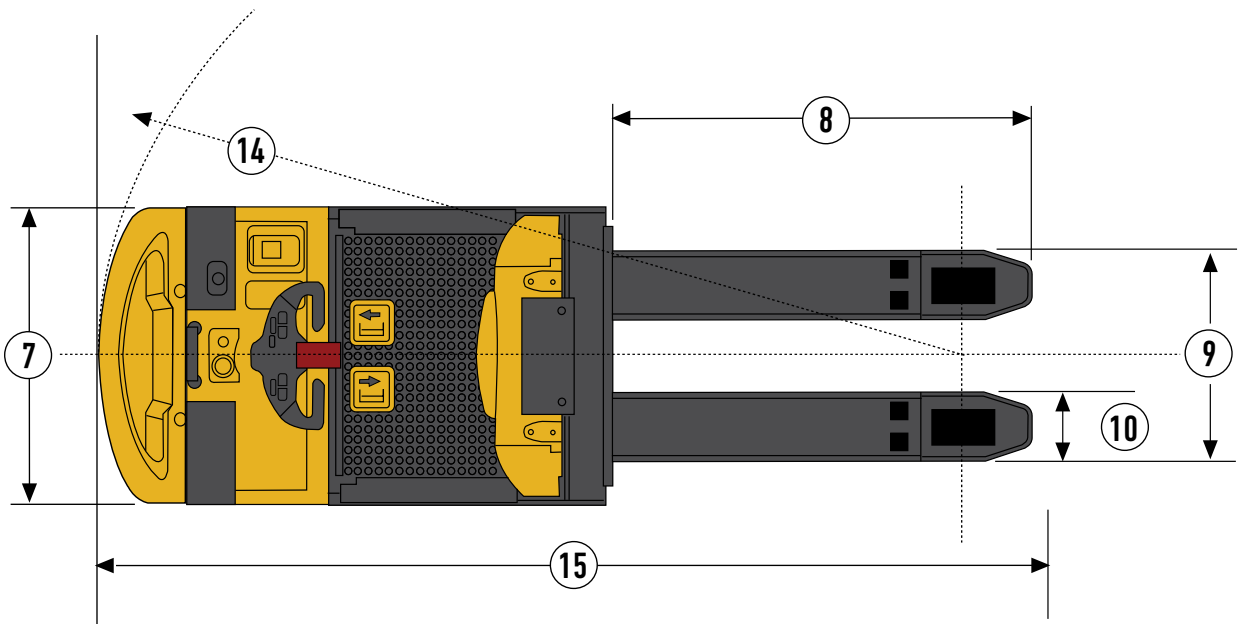
SPEC SHEET

Low level
order picker

5,500-8,000 lbs.



Circled truck dimensions correspond to the line numbers in the General Specifications chart. Dimensions are listed in inches (millimeters).



Circled truck dimensions correspond to the line numbers in the General Specifications chart. Dimensions are listed in inches (millimeters).

GENERAL SPECIFICATIONS - M055

GENERAL	1	Manufacturer		Yale	
	2	Model designation		M055	
	3	Power		Battery	
	4	Voltage		34	
	5	Operation		Order picker	
	6	Rated capacity	lb. (kg)	5500 (2500)	
DIMENSIONS	7	Overall width	in. (mm)	31.3 (796)	
	8	Fork length	in. (mm)	46.5 (1181) 94.9 (2411)	
	9	Fork overall width	in. (mm)	26.4 (670)	
	10	Fork width - individual fork	in. (mm)	7.2 (184)	
	10a	Lowered height	in. (mm)	3.35 (85)	
	10b	Max lift height	in. (mm)	4.72 (120)	
	10c	Overall height	in. (mm)	8 (205)	
	11	Load wheel drop - lowered	in. (mm)	39 (990) 59.8 (1518)	
	12	Wheelbase	in. (mm)	79.3 (2015) 100.1 (2543)	
	13	Overall length	in. (mm)	101.9 (990) 150.4 (3819)	
	14	Outside turning radius	in. (mm)	87.4 (990) 108.1 (1747)	
	15	Equal aisle	90 Intersecting aisle	in. (mm)	111.3 (990) 111.3 (2827)
	16	Ground clearance	Center of wheelbase	in. (mm)	1 (25)
	17	Step height		in. (mm)	6 (152)
18	Platform elevated height		in. (mm)	38.6 (980)	
19	Battery compartment	Height / standard battery rollers	in. (mm)	31.2 x 14.1 x 32 (792 x 357 x 814)	
20	Floor to top of battery rollers	Side extraction	in. (mm)	5.6 (141)	
PERFORMANCE	21	Travel speed - NL/RL	mph (km/h)	8 / 5.3 (12.9 / 8.5)	
	22	Lift speed - NL/RL	Forks	ft/min (m/sec)	8 / 5 (0.039 / 0.023)
			Cab	ft/min (m/sec)	37 / 37 (0.189 x 0.189)
	23	Lower speed - NL/RL	Forks	ft/min (m/sec)	4 / 7 (0.018 / 0.038)
			Cab	ft/min (m/sec)	32 / 32 (0.162 / 0.162)
	24	Gradeability - NL/RL	5 Minute rating	%	20 / 6
60 Minute rating			%	20 / 10	
25	Brake	Service / parking		Electromagnetic	
WEIGHT	26	Truck weight - NL	Without battery	lb. (kg)	2888 (1310)
	27	Axle loading - drive - NL/RL	Static w/ max. wt. battery	lb. (kg)	2154 / 3180 (977 / 1442)
	28	Axle loading - load wheel- NL/RL	Static with max. wt. battery	lb. (kg)	734 / 5221 (333 / 2368)
	29	Battery weight	Min/max	lb. (kg)	1,005 (456) / 1,111 (504)
TIRES & WHEELS	30	Tire type - drive / steer		Vulkollan / polyurethane	
	31	Tire size - drive / steer	Std	in	10 x 3.5 / 10 x 3.5
	32	Wheels - number - drive / steer	X=driven		1X / 4
ELECTRIC	33	Battery	Type		Lead acid Thin Plate Pure Lead* Lithium-ion*
	34	Traction motor	60 Minute rating	hp (kW)	3.5 (2.6)
	35	Pump motor	15 Minute rating	hp (kW)	2.7 (2)
	36	Traction motor	Type / control method		AC / Mosfet
	37	Pump motor	Type / control method		AC / Mosfet
	38	Number of speeds	Traction / pump		

Above specifications, unless otherwise listed, are for a standard truck without optional equipment.

NL = no load RL = rated load

*Optional with Yale Power Key

GENERAL SPECIFICATIONS - M060

GENERAL							
1	Manufacturer			Yale			
2	Model designation			M060			
3	Power			Battery			
4	Voltage			24			
5	Operation			Order picker			
6	Rated capacity	lb (kg)	6000 (2722)				
DIMENSIONS	7	Overall width	in (mm)	31.3 (796)			
	8	Fork length	in (mm)	36 (915)	48 (1219)	60 (1524)	
	9	Fork width	Overall	in (mm)	26.4 (670)		
	10		Individual fork	in (mm)	9 (229)		
	10a	Lowered height	in (mm)	3.35 (85)			
	10b	Max lift height	in (mm)	4.72 (120)			
	10c	Overall height	in (mm)	8 (205)			
	11	Load wheel drop	Lowered	in (mm)	27.4 (696)	39.4 (1000)	51.4 (1306)
	12	Wheelbase	in (mm)	74.4 (1899)	86.8 (2204)	98.8 (2509)	
	13	Overall length	in (mm)	91.5 (2322)	103.5 (2627)	94.25 (2932)	
	14	Outside turning radius	in (mm)	83 (2104)	95 (2409)	107 (2714)	
	15a	Aisle Width	Working aisle (Ast) (unladen forks)	in (mm)	117 (2972)	165 (4191)	123.3 (3132)
	15b		90-deg Equal intersecting aisle	in (mm)	96 (2450)	111 (2825)	145 (3684)
	16	Ground clearance	Center of wheelbase	in (mm)	1 (25)		
	17	Step height	in (mm)	6 (152)			
	18	Platform elevated height	in (mm)	38.6 (980)			
	19	Battery compartment	Height / standard battery rollers	in (mm)	31.2 x 14.1 x 32 (792 x 357 x 814)		
20	Floor to top of battery rollers	Side extraction	in (mm)	5.6 (141)			
PERFORMANCE	21	Travel speed - NL/RL	mph (km/h)	8 / 5.3 (12.9 / 8.5)			
	22	Lift speed - NL/RL	Forks	ft/min (m/sec)	8 / 5 (0.039 / 0.023)		
			Cab	ft/min (m/sec)	37 / 37 (0.189 x 0.189)		
	23	Lower speed - NL/RL	Forks	ft/min (m/sec)	4 / 7 (0.018 / 0.038)		
			Cab	ft/min (m/sec)	32 / 32 (0.162 / 0.162)		
24	Gradeability - NL/RL	Maximum gradeability	%	6 / 16			
25	Brake	Service / parking	Electromagnetic				
WEIGHT	26	Truck weight - NL	Without battery	lb (kg)	1950 (886)	1995 (907)	2030 (923)
	27	Axle loading - drive - NL/RL	Static w/ max. wt. battery	lb (kg)	2213 (1006) / 3401 (1546)	2246 (1020) / 3418 (1554)	2273 (1033) / 3430 (1560)
	28	Axle loading - load wheel- NL/RL	Static with max. wt. battery	lb (kg)	738 (335) / 5549 (2522)	749 (340) / 5577 (2535)	758 (344) / 5600 (2545)
	29	Battery weight	Min/max	lb (kg)	1,005 (456) / 1,111 (504)		
TIRES & WHEELS	30	Tire type - drive / steer			Vulkollan / polyurethane		
	31	Tire size - drive / steer	Std	in (mm)	10 x 3.5 / 10 x 3.5 (254 x 90 / 254 / 90)		
	32	Wheels - number - drive / steer	X=driven	1X / 4			
ELECTRIC	33	Battery	Type	Lead acid Thin Plate Pure Lead* Lithium-ion*			
	34	Traction motor	60 Minute rating	hp (kW)	3.5 (2.6)		
	35	Pump motor	15 Minute rating	hp (kW)	2.7 (2)		
	36	Traction motor	Type / control method	AC / Mosfet			
	37	Pump motor	Type / control method	AC / Mosfet			
	38	Number of speeds	Traction / pump	Infinitely variable / infinitely variable			

Above specifications, unless otherwise listed, are for a standard truck without optional equipment.

NL = no load RL = rated load

*Optional with Yale Power Key

GENERAL SPECIFICATIONS - M080

GENERAL	1	Manufacturer	Yale				
	2	Model designation	M080				
	3	Power	Battery				
	4	Voltage	24				
	5	Operation	Order picker				
	6	Rated capacity	lb. (kg)	8000 (3629)			
DIMENSIONS	7	Overall width	in. (mm)	31.3 (796)			
	8	Fork length	in. (mm)	48 (1219)	96 (2348)	144 (3658)	
	9	Fork overall width	in. (mm)	26.4 (670)			
	10	Fork width	Individual fork	in. (mm)	9 (229)		
	10a	Lowered height		in. (mm)	3.15 (80)		
	10b	Max lift height		in. (mm)	4.72 (120)		
	10c	Overall height		in. (mm)	7.88 (200)		
	11	Load wheel drop	Lowered	in. (mm)	39.4 (1001)	60.4 (1534)	87.5 (2221)
	12	Wheelbase		in. (mm)	92.5 (2349)	113.5 (2882)	161.5 (4101)
	13	Overall length		in. (mm)	109 (2772)	157 (3991)	205 (5211)
	14	Outside turning radius		in. (mm)	101 (2554)	122 (3087)	170 (4306)
	15a	Aisle width	Working aisle (Ast) (unladen forks)	in. (mm)	117 (2972)	165 (4191)	213 (5411)
	15b		90-deg Equal intersecting aisle	in. (mm)	96 (2450)	111 (2825)	145 (3684)
	16	Ground clearance	Center of wheelbase	in. (mm)	1 (25)		
	17	Step height		in. (mm)	6 (152)		
	18	Platform elevated height		in. (mm)	38.6 (980)		
	19	Battery compartment	Height / standard battery rollers	in. (mm)	31.2 x 14.1 x 32 (792 x 357 x 814)		
	20	Floor to top of battery rollers	Side extraction	in. (mm)	5.6 (141)		
	PERFORMANCE	21	Travel speed - NL/RL	mph (km/h)	6.5 / 5.3 (10.5 / 8.5)		
		22	Lift speed - NL/RL	Forks	ft/min (m/sec)	8 / 5 (0.039 / 0.023)	
Cab				ft/min (m/sec)	37 / 37 (0.189 x 0.189)		
23		Lower speed - NL/RL	Forks	ft/min (m/sec)	4 / 7 (0.018 / 0.038)		
			Cab	ft/min (m/sec)	32 / 32 (0.162 / 0.162)		
24		Gradeability - NL/RL	Maximum Gradeability	%	6 / 16		
26	Brake	Service / parking		Electromagnetic			
WEIGHT	27	Truck weight - NL	Without battery	lb. (kg)	1995 (907)	2100 (955)	2250 (1023)
	28	Axle loading - drive - NL/RL	Static w/ max. wt. battery	lb. (kg)	2246 (1020) / 4178 (1900)	2325 (1057) / 4218 (1917)	2438 (1108) / 4275 (1943)
	29	Axle loading - load wheel- NL/RL	Static with max. wt. battery	lb. (kg)	749 (340) / 6817 (3100)	775 (352) / 6882 (3128)	813 (370) / 6975 (3170)
	30	Battery weight	Min/Max	lb. (kg)	1,005 (456) / 1,111 (504)		
TIRES & WHEELS	31	Tire type - drive / steer		Vulkollan / polyurethane			
	32	Tire size - drive / steer	Std	in. (mm)	10 x 3.5 / 10 x 3.5 (254 x 90 / 254 / 90)		
	33	Wheels - number - drive / steer	X=Driven		1X / 4		
ELECTRIC	34	Battery	Type	Lead acid Thin Plate Pure Lead* Lithium-ion*			
	35	Traction motor	60 Minute rating	hp (kW)	3.5 (2.6)		
	36	Pump motor	15 Minute rating	hp (kW)	2.7 (2)		
	37	Traction motor	Type / control method	AC / Mosfet			
	38	Pump motor	Type / control method	AC / Mosfet			
	39	Number of speeds	Traction / pump	Infinitely variable / infinitely variable			

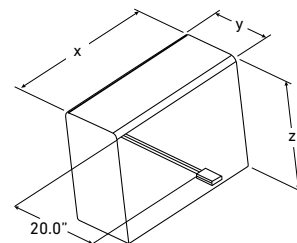
Above specifications, unless otherwise listed, are for a standard truck without optional equipment.

NL = no load RL = rated load

*Optional with Yale Power Key

BATTERY AND COMPARTMENT SPECIFICATIONS - M055-80

Battery type	Compartment dimensions			Battery dimensions			No. of cells	Cell size	Plates per cell	Capacity 6 hour rate
	Width	Length	Height	"X"	"Y"	"Z"				
	in. (mm)									
Industrial	31.2 (792.0)	14.1 (357.0)	32.0 (814.0)	26.1 (663)	12.8 (325)	23.3 (592)	12	85	11	425 (9.9)
				30.9 (785)	13.0 (330)	23.3 (592)	12	85	13	510 (11.9)
				30.9 (785)	13.0 (330)	30.8 (782)	12	125	13	750 (17.5)



Battery connector: 175 amp. red

Battery lead: length 20" (508 mm), position "B", 1/0 AWG

FEATURES LIST - M055-80

PERFORMANCE	STD	OPT	OPERATION CONTINUED	STD	OPT
8mph Maximum travel speed (unladen) (M055 and M060)	●		Standard display	●	
6.5 mph Maximum travel speed (unladen) (M080)	●		Fixed operator platform	●	
Foot-controlled rising platform		●	Without battery	●	
Coasting function		●	Without charger	●	
DRIVE	STD	OPT	Side battery extraction - both sides		●
Drive wheel - 10" x 3.5" NDIlthane	●		Side battery extraction - left side		●
3.3" x 3.5" Tandem polyurethane load wheels (M055)	●		Side battery extraction - right side		●
3.3" x 3.5" Tandem polyurethane load wheels (M060)		●	Operator password start interlock		●
3.3" x 4.3" Single polyurethane load wheels (M060)	●		Multifunctional display		●
3" x 5.5" Single polyurethane load wheels (M080)	●		Clip board		●
3" x 4.1" Tandem polyurethane load wheels (M080)		●	Convenience tray (load backrest mounted)		●
10" x 3.5" Topthane drive wheel		●	Multipurpose bar above motor cover		●
Drive wheel - 10" x 3.5" NDIlthane conductive		●	Stretch film roll holder		●
LIFT	STD	OPT	Trash bin in operator back rest		●
670mm Carriage (26.37" OAW)	●		Raising operator platform h12 = 980 mm (38.6")		●
Initial lift h3 = 120mm (4.75")	●		Raising operator platform h12 = 980 mm (38.6") with side arms		●
Forks M055			Low mounted bumper (rubber bumper)		●
- 48"L x 7"W x 26.37"OAW	●		Mid mounted bumper (bull bar)		●
- 96"L x 7"W x 26.37" OAW		●	Yale Reliant™		●
Forks M060			Yale Vision wireless access HID Prox card reader		●
- 36"L x 9"W x 26.37"OAW		●	Yale Vision wireless access iClass MiFare prox card reader		●
- 42"L x 9"W x 26.37"OAW		●	Yale Vision Wireless access ISO Prox card reader		●
- 48"L x 9"W x 26.37"OAW	●		Yale Vision wireless monitoring - Cell		●
- 54"L x 9"W x 26.37"OAW		●	Yale Vision wireless monitoring - Wifi		●
- 60"L x 9"W x 26.37"OAW		●	Yale Vision wireless verification		●
- 84"L x 9"W x 26.37"OAW		●	Audible alarm - reverse direction activated - self-adjusting 82-102 dB(A)		●
- 93"L x 9"W x 26.37"OAW		●	DC to DC converter - primary - for factory installed options - 25 amps/300 watts @ 12 volts		●
- 96"L x 9"W x 26.37"OAW		●	Less charger (wired plug included)		●
- 144"L x 9"W x 26.37"OAW		●	Battery cable extension 59" (1500mm)		●
- 36"L x 10"W x 24"OAW		●	Twin battery change station		●
- 42"L x 10"W x 24"OAW		●	Regenerative braking	●	
- 54"L x 10"W x 24"OAW		●	AC traction motor	●	
- 60"L x 10"W x 24"OAW		●	Brushless DC steer motor	●	
- 84"L x 10"W x 24"OAW		●	Dual-technology MOSFET combi controller	●	
- 96"L x 10"W x 24"OAW		●	Impact-resistant motor compartment cover	●	
- 93"L x 10"W x 24"OAW		●	Sealed combi controller (IP65 rating)	●	
- 144"L x 10"W x 24"OAW		●	Hall-effect sensors and switches (no wear, no adjustment)	●	
Forks M080			CANbus communication system	●	
- 48"L x 9"W x 26.37"OAW	●		1000 hours service intervals	●	
- 69"L x 9"W x 26"OAW		●	Electromagnetic braking	●	
- 84"L x 9"W x 26.37"OAW		●	Integrated system controls	●	
- 93"L x 9"W x 26.37"OAW		●	Stationary mounted traction motor	●	
- 96"L x 9"W x 26.37"OAW		●	Automotive-style sealed electrical connectors	●	
- 144"L x 9"W x 26.37"OAW		●	CONSTRUCTION	STD	OPT
- 84"L x 10"W x 24"OAW		●	Standard construction	●	
- 96"L x 10"W x 24"OAW		●	Cold storage construction (-22° F)		●
- 93"L x 10"W x 24"OAW		●	ENERGY SYSTEM	STD	OPT
- 144"L x 10"W x 24"OAW		●	24 Volt electrical system	●	
610mm Carriage (24" OAW) (M060 and M080)		●	Lead acid	●	
HANDLING	STD	OPT	Yale Power Key		●
Without load backrest	●		SUPPLEMENTAL	STD	OPT
Auto speed reduction on cornering	●		12 Months / unlimited hour manufacturer's warranty	●	
Load backrest raise H=71" from floor		●	36 Months / 6,000 hour powertrain warranty		
ERGONOMICS	STD	OPT	60 Months / 10,000 hour frame warranty		
Handle above operator backrest	●		Multiple extended protection coverage plans (please refer to the full extended warranty statements for additional details)		●
Scooter steer control	●		English literature pack and labels	●	
Knee pad		●	French literature pack and labels		●
Scooter steer control on lifting platform		●	Spanish literature pack and labels		●
Scooter control on lifting platform with platform control		●	OPERATION	STD	OPT
OPERATION	STD	OPT	31.18"x14.05"x32.04" (792x357x814mm) Battery compartment (for 620 Ah DIN battery)	●	
Battery removal without rollers - lift out	●		Key switch start	●	
Key switch start	●				

About Yale



Yale Lift Truck Technologies leverages over a century of material handling experience and substantial investment in innovation to bring the most advanced technology-driven lift truck solutions to market. The company offers a full line of award-winning lift trucks, including reach trucks, order pickers, turret trucks, pallet jacks and trucks, pallet stackers, tow tractors and counterbalanced forklifts, as well as powerful operator assist solutions, proven robotics and a wide range of power sources to help customers adapt to today's demanding supply chain. Yale and its independent dealer network support these solutions with comprehensive after-sales service, parts, financing and training.

MATERIALS HANDLING FOR:

Third-party logistics (3PL)

Auto parts distribution

Beverage

Cold & frozen foods

Food distribution

Food processing

Furniture & furnishings

Government

Health & pharma

Home centers & durables


Retail & e-commerce

Yale Lift Truck Technologies
P.O. Box 7367
Greenville, NC 27835-7367
U.S.A.

yale.com



EXPLORE MORE
ONLINE.
←

© 2023 Hyster-Yale Group, Inc., all rights reserved. YALE and  are trademarks of Hyster-Yale Group, Inc.

Trucks may be shown with optional equipment and/or features not available in all regions. Truck performance may be affected by the condition of the vehicle, how it is equipped and the application. Specifications are subject to change without notice. Consult your Yale® Dealer if any of the information shown is critical to your application.

CERTIFICATION: Yale lift trucks meet the design and construction requirements of B56.1-1969, per OSHA Section 1910.178(a)(2), and also comply with the B56.1 revision in effect at time of manufacture. Classified by Underwriters' Laboratories, Inc.