



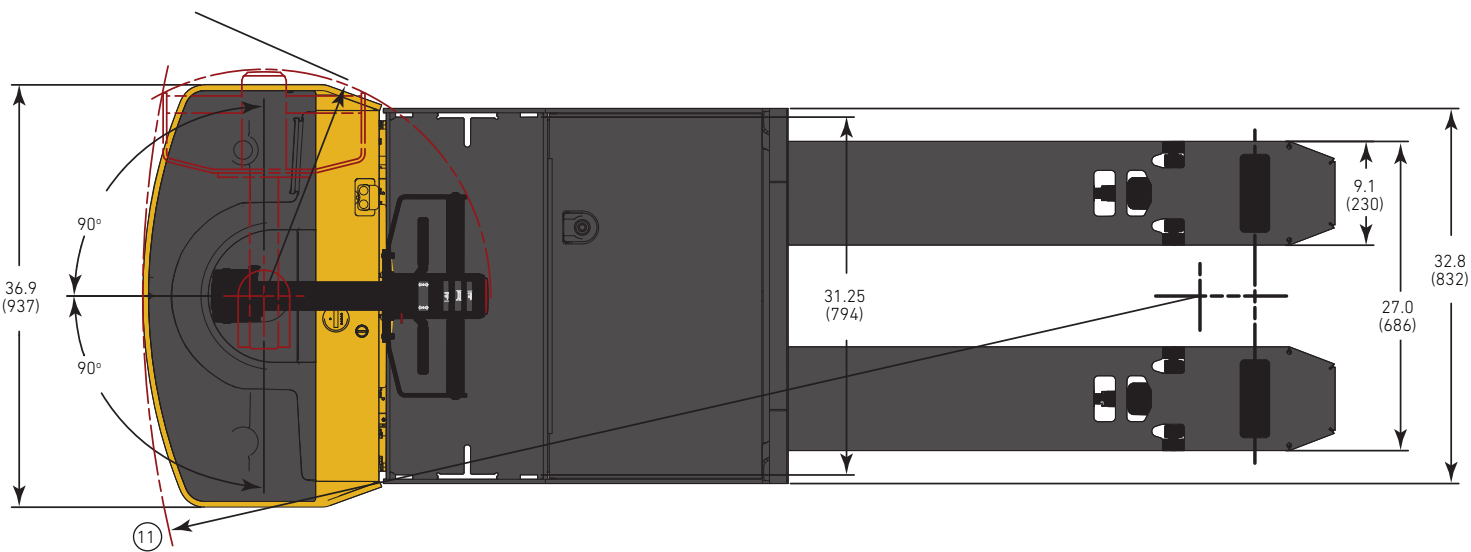
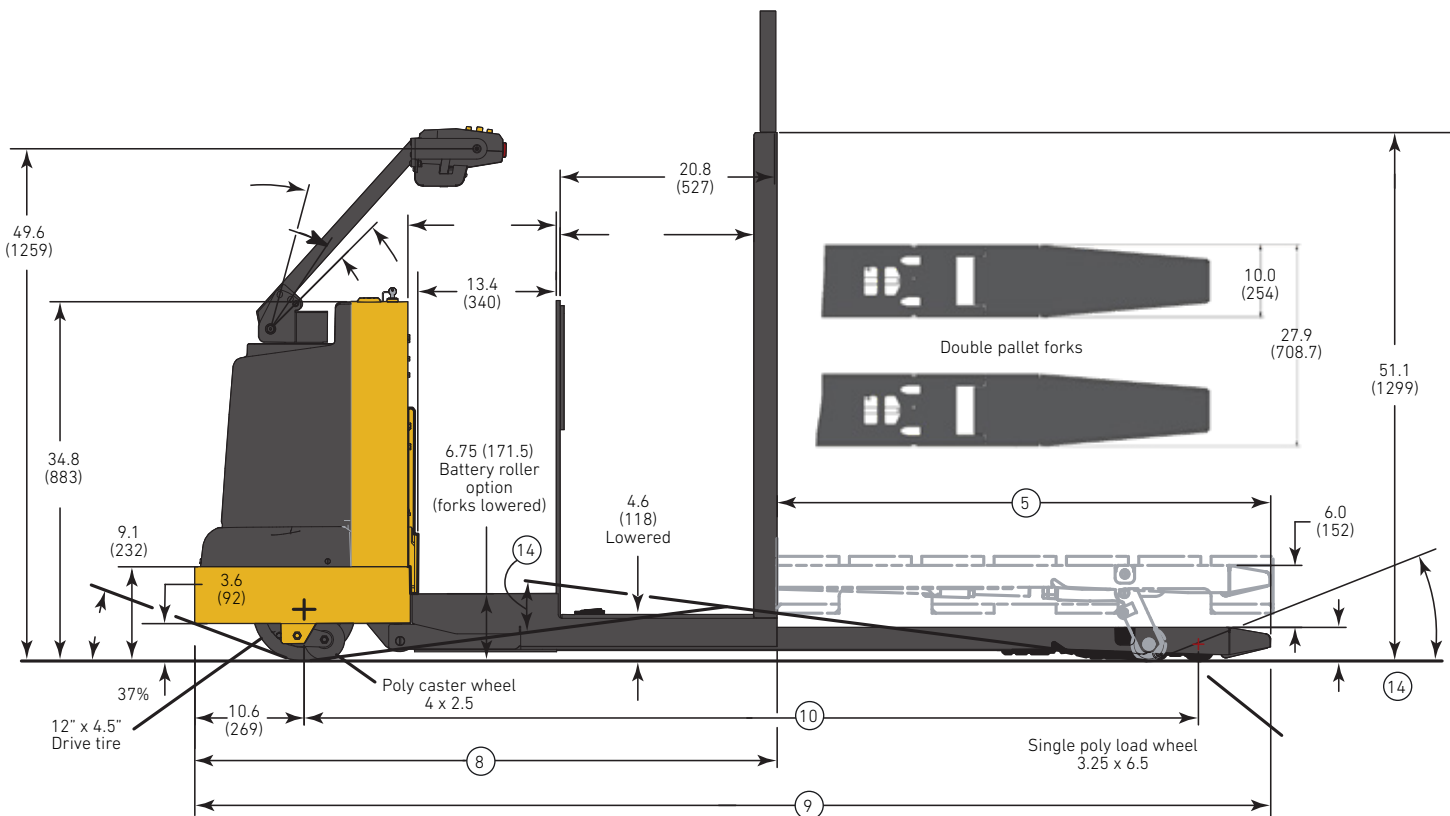
MPC 060-080VG

SPEC SHEET

Center rider
pallet truck

6,000-8,000 lbs.

TRUCK DIMENSIONS - MPC060VG, MPC080VG



GENERAL SPECIFICATIONS - MPC060VG

GENERAL	1	Manufacturer	Yale®							
	2	Model	MPC060VG							
	3	Capacity, rated	lb. (kg)	6000 (2722)						
	4	Voltage	24							
DIMENSIONS	5	Nominal fork length	in. (mm)	36.0 (914)	48.0 (1219)	60.0 (1524)				
	6	Nominal fork width	in. (mm)	9.0 (229)	9.0 (229)	9.0 (229)				
	7	Width across forks	in. (mm)	27.1 (688)						
	8	Chassis length w/std. 13.4" battery compartment	in. (mm)	58.9 (1496)						
	9	Overall length, w/std. 13.4" battery compartment	in. (mm)	94.6 (2404)	106.6 (2709)	118.7 (3014)				
	10	Wheelbase, lowered w/13.4" battery compartment	in. (mm)	76.0 (1932)	88.0 (2236)	100.1 (2541)				
		Wheelbase, raised w/13.4" battery compartment	in. (mm)	72.2 (1834)	84.2 (2139)	96.2 (2444)				
	11	Turning radius, lowered, w/13.4" batt. cpmt/ wide handle	in. (mm)	90.7 (2304)	102.6 (2607)	114.3 (2903)				
		Turning radius, raised, w/13.4" batt. cpmt/ wide handle	in. (mm)	87.0 (2209)	98.9 (2512)	110.5 (2807)				
	12	Right angle aisle, w/13.4" battery compartment ¹	in. (mm)	96.0 (2438)	107.6 (2733)	119.8 (3042)				
	13	Equal intersecting aisle, w/13.4" battery compartment ¹	in. (mm)	71.9 (1827)	78.2 (1987)	84.5 (2147)				
	14	Grade clearance, center wheelbase, raised w/pallet	%	27	23	20				
		Grade clearance, forks end, raised w/pallet	%	37						
	15	Overall lift height (TOF)	in. (mm)	9.25 (235)						
	BATT.	16	Battery compartment size - std. 13.4", (L x W x H) ²	in.	31.2 x 13.4 x Open					
		Battery compartment size - std. 13.4", (L x W x H) ²	(mm)	(792 x 340 x Open)						
PERF. †	17	Travel speed, std. equipped truck No load	mph (km/h)	9.0 (14.5)						
		Travel speed, std. equipped truck Rated load	mph (km/h)	5.2 (8.4)						
	18	Lift / lower speed, No Load	seconds	3.3 / 1.9						
		Lift / lower speed, 6,000 lbs. Load	seconds	4.5 / 1.2						
WHEELS	19	Drive tire size (polyurethane)	12.0 x 4.5 x 8.0							
	20	Load wheel size, tandem (polyurethane)	(2 x) 3.25 x 6.50							
	21	Total approx. weight, 13.4" compartment - w/o battery	lb. (kg)	1,807 (820)						

GENERAL SPECIFICATIONS - MPC080VG

GENERAL	1	Manufacturer	Yale®										
	2	Model	MPC080VG										
	3	Capacity, rated	lb. (kg)	8000 (3629)									
	4	Voltage	24										
DIMENSIONS	5	Nominal fork length	in. (mm)	36.0 (914)	48.0 (1219)	60.0 (1524)	84.0 (2134)	93.0 (2362)	96.0 (2438)	144 (3658)			
	6	Nominal fork width	in. (mm)	9.0 (229)	9.0 (229)	9.0 (229)	10 (254)	10 (254)	10 (254)	10 (254)			
	7	Width across forks	in. (mm)	27.1 (688)			27.9 (710)			28.6 (726)			
	8	Chassis length w/std. 13.4" battery compartment	in. (mm)	58.9 (1496)									
	9	Overall length, w/std. 13.4" battery compartment	in. (mm)	94.6 (2404)	106.6 (2709)	118.7 (3014)	142.6 (3622)	151.6 (3851)	154.6 (3927)	202.7 (5148)			
	10	Wheelbase, lowered w/13.4" battery compartment	in. (mm)	76.0 (1932)	88.0 (2236)	100.1 (2541)	109.0 (2770)			136.1 (3456)			
		Wheelbase, raised w/13.4" battery compartment	in. (mm)	72.2 (1834)	84.2 (2139)	96.2 (2444)	105.2 (2672)			132.2 (3359)			
	11	Turning radius, lowered, w/13.4" batt. cpmt/ wide handle	in. (mm)	90.7 (2304)	102.6 (2607)	114.3 (2903)	123.3 (3132)			149.9 (3808)			
		Turning radius, raised, w/13.4" batt. cpmt/ wide handle	in. (mm)	87.0 (2209)	98.9 (2512)	110.5 (2807)	119.5 (3036)			146.1 (3712)			
	12	Right angle aisle, w/13.4" battery compartment ¹	in. (mm)	96.0 (2413)	107.6 (2733)	119.8 (3042)	157.0 (3988)			207.2 (5262)			
	13	Equal intersecting aisle, w/13.4" battery compartment ¹	in. (mm)	71.9 (1827)	78.2 (1987)	84.5 (2147)	91.1 (2315)			107.4 (2727)			
	14	Grade clearance, center wheelbase, raised w/pallet	%	27	23	20	18			14			
		Grade clearance, forks end, raised w/pallet	%	37			17	13	12	8			
	15	Overall lift height (TOF)	in. (mm)	9.25 (235)					9.3 (235)				
	BATT.	16	Battery compartment size - std. 13.4", (L x W x H) ²	in.	31.2 x 13.4 x Open								
		Battery compartment size - std. 13.4", (L x W x H) ²	(mm)	(792 x 340 x Open)									
PERF. †	17	Travel speed, std. equipped truck No load	mph (km/h)	9.0 (14.5)									
		Travel speed, std. equipped truck Rated load	mph (km/h)	5.2 (8.4)									
	18	Lift / lower speed, No Load	seconds	3.7 / 6.4									
		Lift / lower speed, 6,000 lbs. Load	seconds	5.4 / 2.4									
WHEELS	19	Drive tire size (polyurethane)	12.0 x 4.5 x 8.0										
	20	Load wheel size, tandem (polyurethane)	(2 x) 3.25 x 6.50					(2 x) 3.25 x 6.49			(2 x) 3.25 x 6.50		
	21	Total approx. weight, 13.4" compartment - w/o battery	lb. (kg)	1716 (778)	1807 (820)	1,897 (860)	2010 (912)	2,039 (925)	2048 (929)	2312 (1051)			

MPC060-080VG pallet trucks use Red battery connector - 20" (508 mm) 1/0 gauge leads, B position.

¹ Equal Intersecting Aisle and Right Angle Aisle Stacking dimensions are with standard GMA pallet(s) that measure 48.0" x 40.0".

² Length is measured side to side of truck.

BATTERY AND COMPARTMENT SPECIFICATIONS - MPC060VG, MPC080VG

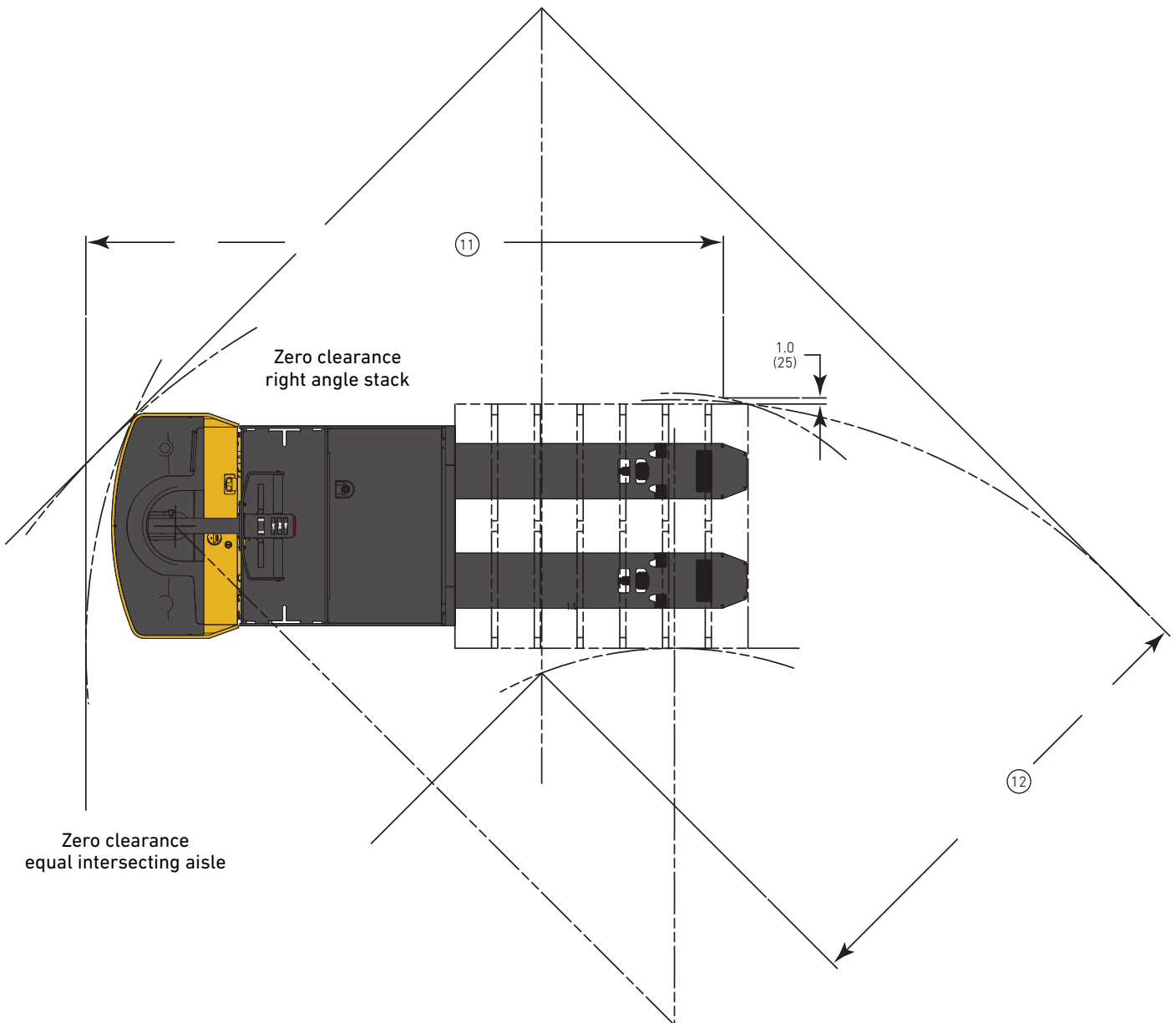
Number of cells	Cell size	Plates per cell	Capacity 6 hour rate amp hr. (kwh)	Battery dimensions			Max. weight lb. (kg)
				"X" in. (mm)	"Y" in. (mm)	"Z" in. (mm)	
12	75	11	375 (8.7)	26.5 (673)	13.0 (330)	23.3 (592)	825 (374)
12	85	11	425 (9.9)	26.1 (663)	13.0 (330)	23.3 (592)	865 (392)
12	75	13	450 (10.5)	30.9 (785)	13.0 (330)	23.3 (592)	987 (448)
12	85	13	510 (11.9)	30.9 (785)	13.0 (330)	23.3 (592)	1035 (469)
12	100	13	600 (14.0)	30.9 (785)	13.0 (330)	26.2 (665)	1200 (544)
12	125	13	750 (17.6)	30.9 (785)	13.0 (330)	31.0 (787)	1500 (680)
12	155	13	930 (21.5)	30.9 (785)	13.0 (330)	31.0 (787)	1500 (680)

Battery compartment		
Length in. (mm)	Width in. (mm)	Height in. (mm)
31.25 (794)	13.4 (340)	Open

Battery connector: SB 175 Amp Red - standard / SB 175 amp grey - optional

Battery lead: length 20" (508mm), position "B", 1/0 AWG

Battery cover required



FEATURES LIST

PERFORMANCE	STD	OPT
24 volt AC electrical system	●	
AC traction motor	●	
Transistor hoist control	●	
ADS (Auto Deceleration System) with regenerative braking	●	
Floor mounted high speed switch	●	
Operator selectable performance modes	●	
DRIVE	STD	OPT
Drive Tire 12" x 4.5"		
- Polyurethane 90 durometer	●	
- Soft polyurethane 80 durometer		●
- Red polyurethane 85 durometer		●
- NDIIthane polyurethane 90 durometer		●
Casters 4" x 2.5" quick adjust spring-loaded polyurethane		
- heavy duty greaseable	●	
- heavy duty sealed wheel		●
Load wheels		
- 3.25" x 6.5" single polyurethane	●	
- 3.25" x 3.25" dual polyurethane		●
- 2 bearing and 4 bearing		●
- Greaseable and sealed bearing		●
LIFT	STD	OPT
Heavy duty, long life lift linkage with lubrication fittings		
- "X" groove style greaseable pivot bushings	●	
- 1" hardened, bolt retained flag pins	●	
- Knock-out load wheel axles	●	
Lift motor cut-out at full height	●	
Fork lengths		
- 48" long forks - standard tip	●	
- 36" long forks - standard tip		●
- 60" long forks - standard tip		●
- 84" long forks - extended tip		●
- 93" long forks - extended tip		●
- 96" long forks - extended tip		●
- 144" long forks - extended tip short wheelbase (MPC080-VG only)		●
Fork widths		
- 27" wide	●	
- 28" wide		●
Pallet entry rollers	●	
Pallet entry skid bars		●
Flush pallet stop	●	
Load backrest 48" high	●	
ERGONOMICS	STD	OPT
Steering column with three tilt positions	●	
Removable thick cushioned floormat	●	
Cushioned knee and backpads	●	
3" thick premium backrest package		
- Auxiliary controls		●
- Integrated armrest		●

OPERATION	STD	OPT
Control Handle with full rotary grip travel control		
- 17" Wide		●
- 25" Wide	●	
- Pick Assist		●
Multifunction full-color touch display		
- Battery state of charge	●	
- Hour meter	●	
- Low battery lift interrupt	●	
- Fault indicator	●	
Battery connector		
- 175 amp red	●	
- 175 amp grey		●
RF terminal power supply - 24-volt		●
Audible alarm - self adjusting back up		●
Electronic horn	●	
On-board software		
- Program, test and diagnose	●	
- No handset required	●	
- Password protected	●	
Convenience tray (battery mounted)		●
Two-stage brake switch	●	
Electro-mechanical park brake	●	
ENERGY SYSTEM	STD	OPT
Set for flooded cell	●	
Set for maintenance free		●
Yale Power Key		●
SUPPLEMENTAL	STD	OPT
Operating manual	●	
12 months / unlimited hour manufacturer's warranty	●	
36 months / 6,000 hour powertrain warranty	●	
Lifetime main frame warranty	●	
3 year / 6,000 hour part A comprehensive parts and labor no deduct		●
5 year / 10,000 hour part A comprehensive parts and labor no deduct		●
5 year / 10,000 hour part B powertrain parts and labor no deduct		●
HY-Shield - part A extension to 3 years / 6,000 hours - part B extension to 5 years / 10,000 hours		●
Parts manual		
- CD		●
- printed		●
CONSTRUCTION	STD	OPT
UL Classification "E"	●	
UL Classification "EE"		●
Application/Environmental Construction		
- Standard construction: operating temperatures +32°F to 120°F	●	
- Cooler/Freezer package: operating temperatures 0°F to +120°F		●
- Sub-zero freezer package: operating temperatures -40°F to +120°F		●
- Wash down package: operating temperatures 0°F to +120°F		●
Key ignition switch	●	
Keyless toggle start switch		●
31.3" x 13.4" open battery compartment	●	
Battery rollers		●
20.8" x 32" wide operator's compartment	●	
VISIBILITY	STD	OPT
Amber LED strobe light pole mounted		●

About Yale



Yale Lift Truck Technologies leverages over a century of material handling experience and substantial investment in innovation to bring the most advanced technology-driven lift truck solutions to market. The company offers a full line of award-winning lift trucks, including reach trucks, order pickers, turret trucks, pallet jacks and trucks, pallet stackers, tow tractors and counterbalanced forklifts, as well as powerful operator assist solutions, proven robotics and a wide range of power sources to help customers adapt to today's demanding supply chain. Yale and its independent dealer network support these solutions with comprehensive after-sales service, parts, financing and training.

MATERIALS HANDLING FOR:

3PL

Auto Parts Distribution

Beverage

Cold & Frozen Foods

Food Distribution

Food Processing

Furniture & Furnishings

Government

Health & Pharma

Home Centers


Retail & E-commerce

Yale Lift Truck Technologies
P.O. Box 7367
Greenville, NC 27835-7367
U.S.A.

yale.com



EXPLORE MORE
ONLINE.
←

© 2023 Hyster-Yale Group, Inc., all rights reserved. YALE and  are trademarks of Hyster-Yale Group, Inc.

Trucks may be shown with optional equipment and/or features not available in all regions. Truck performance may be affected by the condition of the vehicle, how it is equipped and the application. Specifications are subject to change without notice. Consult your Yale® Dealer if any of the information shown is critical to your application.

CERTIFICATION: Yale lift trucks meet the design and construction requirements of B56.1-1969, per OSHA Section 1910.178(a)(2), and also comply with the B56.1 revision in effect at time of manufacture. Classified by Underwriters' Laboratories, Inc.