
FB-RZ Series

Counterbalanced Electric Forklift

FB15-35RZ | 1500 – 3500kg



Take control

Representing the solution to
today's materials handling needs

Yale[®] 
People. Products. Productivity.™

About Yale

The Yale® FB15-35RZ counterbalanced forklift has been engineered to provide the perfect combination of power, speed, increased battery life and clean performance.

Combining people and products to create outstanding productivity is a key objective of Yale. Each truck in the electric range demonstrates a total commitment to;

- Innovation
- Cutting-edge design
- Comprehensively tested materials handling equipment
- The use of advanced components
- Superior manufacturing techniques

Yale takes great pride in ensuring everything's in its right place. From the design of the truck to providing the best application solution, productivity is improved at every opportunity. Nowhere is this philosophy more evident than in the Electric Forklift Range.



Featuring the FB15-35RZ

Being a market leader in innovation and customer understanding, Yale has introduced the new FB15-35RZ counterbalanced electric rider.

In order to offer you a product that facilitates all of your operational needs, the FB15-35RZ has incorporated all of the factors most relevant to today's material handling requirements.

▶ AC Technology

Through AC controlled traction and hoist/steer motors, the FB15-35RZ has optimised feedback, providing a rigorous answer to your material handling needs.

▶ Brakes

Regenerative braking enables increased battery life by charging the battery during braking cycles.

▶ Steering

Synchronous steering as standard ensures that the steering wheel always returns to the same position for forward driving after a turn.

▶ Performance Modes

Eco mode offers the ability to fine-tune your operational requirements. It ensures the perfect mix of energy efficiency and productivity, at a lower operating cost.

▶ Ergonomics

A redesigned unit that looks at the enhancement of mast visibility, increased floor space for comfort and easy on/off access, as well as a rear assist grip with horn for ease of operation in reverse, enables the operator ample allowances for comfort and satisfaction.

▶ Stability

Through the combination of the cornering speed control system and a raised steer axle, the FB15-35RZ has enabled an increase in confidence and ease of operation amongst operators. This is especially the case in fast paced operations, where the guess work is removed.

▶ Battery

Increased battery life of up to 8.5 hours in standard performance mode and 9.5 hours in Eco mode.

Optional side battery extraction promotes optimised up-time for operation.

▶ Low Cost of Ownership

Optimised battery performance sees an overall reduction in electricity consumption and CO₂ emissions from charging cycles.

Simplistic fault code identification via the dash display enables reduced diagnosis and fault rectification, increasing your up-time.

▶ Total Truck Reliability

With the reputation for delivering world-class product reliability and to show our confidence in the FB-RZ series, it makes sense to back them with industry leading warranty.

That's why Yale is offering the FB-RZ series with a standard of 2 years/4,000 hours* manufacturer warranty and lifetime chassis warranty.

* Comprises of 1 year/2,000 hours on complete truck and 2 years/4,000 hours on powertrain.

FB-RZ Series

Features

Being a market leader in innovation and customer understanding, Yale has introduced the new FB15-35RZ counterbalanced electric rider. In order to offer you a product that facilitates all of your operational needs, the FB15-35RZ has incorporated all of the factors most relevant to today's material handling requirements.



1 Operator Comfort

A refined operator's compartment provides ease of access and driver comfort.



2 Horizontal Battery Extraction*

Optional horizontal extraction provides ease of access for battery removal/replacement to reduce downtime.



3 Drop Battery Box

Battery located at the lower back region of the truck to improve layout and accessibility of motors and controllers.



4 Synchronous and Power Assist Steering

Alignment between the rotation of the steering wheel and steer tyres, enabling the steering wheel to always return to the same position.



5 Blue Pedestrian Awareness Light (PAL)*

Provides an alert to pedestrians and users of mobile equipment that forklifts are operational in the area.





6 Travel and Hydraulic Handling Interlock

Operator presence system which will disengage the trucks function if the operator leaves the seat.



7 Optimised Mast Visibility

The inner mast clearance (between the hoist chains) provides ample visibility to enhance operator efficiency.



8 Interactive Dash Display

Interactive dash display shows the most relevant information to the truck's current status.



9 Regenerative Braking

AC controlled motor sends power back to the battery during braking, increasing uptime.



10 Carriage Light*

Directs a light onto the load and racking to illuminate the workspace while working at heights.



11 Automatic Speed Control

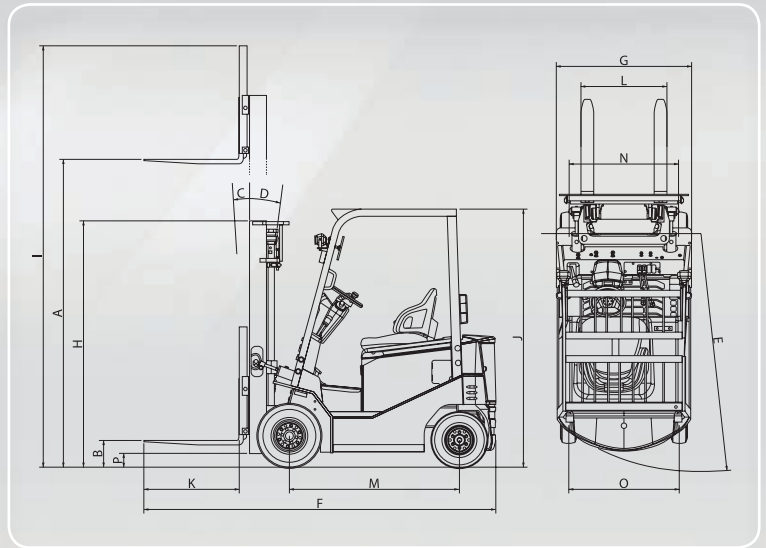
Productivity enhancement through an automatic speed reduction based on load and steer tyre angle.

General Specifications

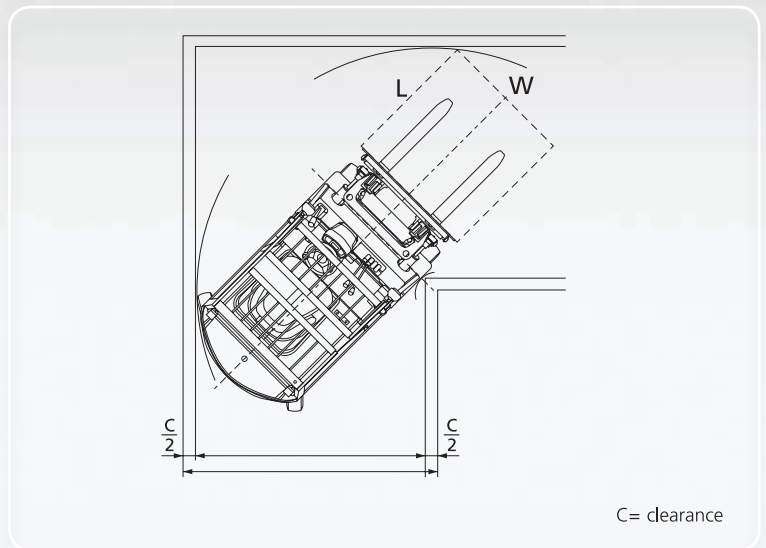
				Electric					
Specification	1	Manufacturer		YALE					
	2	Model		FB15RZ	FB18RZ	FB20SRZ	FB20RZ		
	3	Capacity	kg		1500	1750	2000	2000	
4	Load centre	mm		500	500	500	500		
7	Tyres			Pneumatic	Pneumatic	Pneumatic	Pneumatic		
8	Wheels	No. front/rear (x=Drive)		2X/2	2X/2	2X/2	2X/2		
Dimensions	9	Lift height	mm	A	3010	3010	3015	3015	
	10	Standard free lift	mm	B	145	145	145	155	
	12	Fork carriage	Carriage width/ITA class	mm/ITA	920/2	920/2	920/2	1020/2	
	13	Fork	Thickness/width/length	mm	K	35/100/920	35/100/920	40/122/920	40/122/920
	14	Tilt of mast	Forward/backward	de-grees	C/D	6/10	6/10	6/10	6/10
		Fork spread	Max/min	mm	L	920/200	920/200	920/200	1020/250
		Overall length	Length to tip of forks	mm	F	3045	3080	3125	3255
	15	Truck length	Length to face of forks	mm		2125	2160	2205	2335
	16	Overall width	Tyre/frame	mm	G	1070/1098	1135/1098	1135/1098	1160/1140
	17	Height	Height with lowered mast	mm	H	1995	1995	1995	1995
	18		Height with extended mast	mm	I	3955	3955	3955	3970
	19		Height of overhead guard canopy	mm	J	2070	2070	2070	2120
	20	Seat height		mm		930	930	930	970
	21	Turning radius		mm	E	1845	1875	1910	1990
	22	Load length 'X'	Centre of front wheel to face of forks	mm		410	410	415	465
		Equal aisle width		mm		1875	1915	1950	2025
	Stacking aisle width	Add load length and clearance	mm		2255	2285	2325	2455	
Performance	24	Travel speed	Laden/unladen	km/hr		14/15	13.5/15	12/14	14/15
	25	Lifting speed	Laden/unladen	mm/sec		420/625	385/625	405/740	380/605
	26	Lowering speed	Laden/unladen	mm/sec		495/520	495/520	495/520	495/520
		Drawbar pull	Laden/unladen @ 3 min. rating	N		8870/8450	8560/8220	8580/8180	12820/12310
		Gradeability	Laden/unladen @ 3 min. rating	%		20/29	18/27	16/25	23/34
Weight	32	Unladen weight	Max. battery	kg		3200	3450	3670	4160
	33	Axle loads	Laden front/rear (max. battery)	kg		3970/740	4410/790	4790/880	5190/980
	34		Unladen front/rear (max. battery)	kg		1500/1700	1530/1920	1490/2180	1910/2250
Chassis and Wheels	36	Tyre sizes	Front			6.00-9-10	21x8-9-14	21x8-9-14	7.00-12-12
			Rear			5.00-8-8	5.00-8-10	5.00-8-10	18x7-8-10
	38	Wheelbase		mm	M	1410	1410	1410	1515
	39	Tread		mm	N/O	910/905	950/905	950/905	960/1015
	40	Ground clearance	Under mast	mm	P	85	85	85	120
	42	Service brake				Hyd	Hyd	Hyd	Hyd
	43	Park brake				Hand	Hand	Hand	Hand
Electrical Components		Battery weight	Max/min	kg		910/655	910/655	910/655	1200/730
		Battery Capacity	Min. (For 5h discharge)	V/Ah		48/390	48/390	48/390	48/440
			Max. (For 5h discharge)	V/Ah		48/525	48/525	48/525	48/700
		Drive motor	Control method			FET inverter	FET inverter	FET inverter	FET inverter
			Type			AC induction	AC induction	AC induction	AC induction
			Rated output (60 min.)			5.6	5.6	5.6	8.3
		Hoist/steer motor	Control method			FET inverter	FET inverter	FET inverter	FET inverter
			Type			AC induction	AC induction	AC induction	AC induction
Rated output (5 min.)					9.6	9.6	9.6	9.6	

Dimension Charts

FB25RZ	FB30RZ	FB35SRZ
2500	3000	3500
500	500	500
Pneumatic	Pneumatic	Solid
2X/2	2X/2	2X/2
3015	3035	3040
155	160	165
1020/2	1070/3	1070/3
40/122/1070	45/122/1070	50/150/1070
6/10	6/10	6/10
1020/250	1060/250	1065/305
3455	3630	3715
2385	2560	2645
1160/1140	1265/1218	1265/1218
1995	2060	2140
3970	4125	4125
2120	2140	2140
970	995	995
2035	2190	2255
465	490	505
2070	2225	2285
2500	2680	2760
14/15	14/16.5	13/16
330/605	305/490	275/485
495/520	495/520	495/520
12870/12240	12430/12100	11690/11860
19/30	16/25	13/23
4470	5170	5700
5960/1020	6980/1190	7890/1310
1870/2600	2190/2980	2260/3430
7.00-12-12	28x9-15-14	28x9-15
18x7-8-10	18x7-8-14	18x7-8
1515	1655	1655
960/1015	1040/1015	1040/1015
120	140	140
Hyd	Hyd	Hyd
Hand	Hand	Hand
1200/910	1525/1080	1525/1080
48/565	72/440	72/440
48/700	72/600	72/600
FET inverter	FET inverter	FET inverter
AC induction	AC induction	AC induction
8.3	11.7	11.7
FET inverter	FET inverter	FET inverter
AC induction	AC induction	AC induction
9.6	16.2	16.2

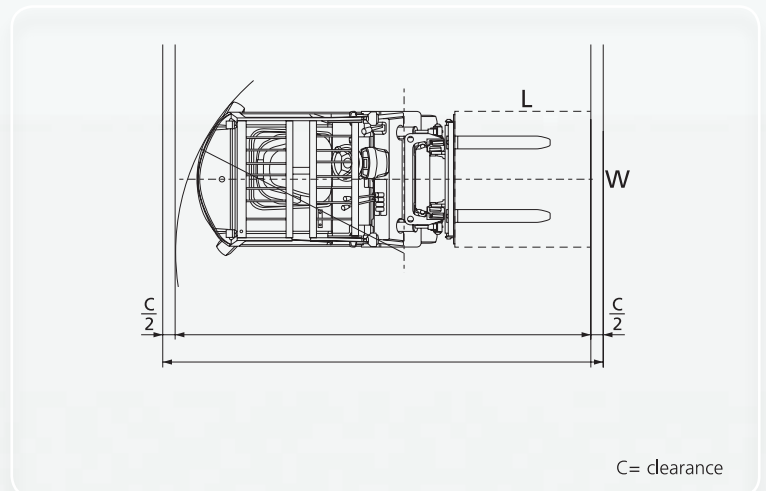


Equal aisle width



C = clearance

Stacking aisle width



C = clearance

Mast Specifications

FB15-18RZ					
2-Stage LFL					
Maximum Fork Height mm	Fork Thickness mm	Back Tilt deg	Overall Lowered Height mm	Overall Extended Height* mm	Free Lift* mm
3035	35	10	1995	4105	145
3335	35	10	2145	4405	145
3535	35	10	2245	4605	145
3735	35	10	2345	4805	145
4035	35	6	2595	5105	145
4335	35	6	2745	5405	145
4535	35	6	2845	5605	145
4835	35	6	2995	5905	145
5035	35	6	3095	6105	145
2-Stage FFL					
3025	35	10	1995	4095	925
3325	35	10	2145	4395	1075
3525	35	10	2245	4595	1175
3725	35	10	2345	4795	1275
4125	35	6	2595	5195	1525
3-Stage FFL					
4025	35	6	1895	5095	825
4375	35	6	1995	5445	925
4525	35	6	2045	5595	975
4825	35	6	2145	5895	1075
5125	35	6	2245	6195	1175
5425	35	6	2345	6495	1275
6025	35	6	2595	7095	1525

FB20SRZ					
2-Stage LFL					
Maximum Fork Height mm	Fork Thickness mm	Back Tilt deg	Overall Lowered Height mm	Overall Extended Height* mm	Free Lift* mm
3040	40	10	1995	4105	150
3340	40	10	2145	4405	150
3540	40	10	2245	4605	150
3740	40	10	2345	4805	150
4040	40	6	2595	5105	150
4340	40	6	2745	5405	150
4540	40	6	2845	5605	150
4840	40	6	2995	5905	150
5040	40	6	3095	6105	150
2-Stage FFL					
3030	40	10	1995	4095	930
3330	40	10	2145	4395	1080
3530	40	10	2245	4595	1180
3730	40	10	2345	4795	1280
4130	40	6	2595	5195	1530
3-Stage FFL					
4030	40	6	1895	5095	830
4380	40	6	1995	5445	930
4530	40	6	2045	5595	980
4830	40	6	2145	5895	1080
5130	40	6	2245	6195	1180
5430	40	6	2345	6495	1280
6030	40	6	2595	7095	1530



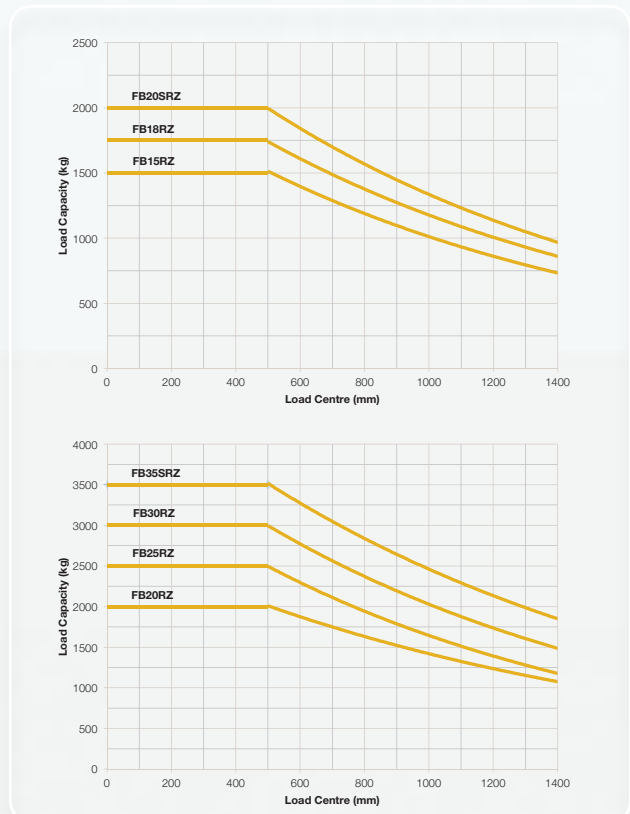
Mast Specifications

FB20-25RZ					
2-Stage LFL					
Maximum Fork Height mm	Fork Thickness mm	Back Tilt deg	Overall Lowered Height mm	Overall Extended Height* mm	Free Lift* mm
3050	40	10	1995	4120	155
3350	40	10	2170	4420	155
3550	40	10	2270	4620	155
3750	40	10	2420	4820	155
4050	40	10	2620	5120	155
4350	40	6	2770	5420	155
4550	40	6	2870	5620	155
4850	40	6	3020	5920	155
5050	40	6	3120	6120	155
2-Stage FFL					
3000	40	10	1995	4070	925
3390	40	10	2270	4460	1200
3590	40	10	2370	4660	1300
3840	40	10	2520	4910	1450
4190	40	10	2720	5260	1650
3-Stage FFL					
4135	40	6	1970	5205	900
4345	40	6	2040	5415	970
4585	40	6	2120	5655	1050
4840	40	6	2205	5910	1135
5035	40	6	2270	6105	1200
5335	40	6	2370	6405	1300
5535	40	6	2470	6605	1400
5685	40	6	2520	6755	1450
6035	40	6	2720	7105	1650

FB30RZ					
2-Stage LFL					
Maximum Fork Height mm	Fork Thickness mm	Back Tilt deg	Overall Lowered Height mm	Overall Extended Height* mm	Free Lift* mm
3055	45	10	2060	4125	160
3355	45	10	2210	4425	160
3555	45	10	2310	4625	160
3755	45	10	2440	4825	160
4055	45	10	2640	5125	160
4355	45	6	2790	5425	160
4555	45	6	2890	5625	160
4855	45	6	3040	5925	160
5055	45	6	3140	6125	160
2-Stage FFL					
3080	45	10	2140	4150	1070
3380	45	10	2290	4450	1220
3580	45	10	2390	4650	1320
3830	45	10	2540	4900	1470
4180	45	10	2740	5250	1670
3-Stage FFL					
4125	45	6	1990	5195	920
4335	45	6	2060	5405	990
4575	45	6	2140	5645	1070
4705	45	6	2225	5775	1155
5025	45	6	2390	6095	1320
5325	45	6	2540	6395	1470
5525	45	6	2640	6595	1570
5725	45	6	2740	6795	1670
6025	45	6	2890	7095	1820

FB35SRZ					
2-Stage LFL					
Maximum Fork Height mm	Fork Thickness mm	Back Tilt deg	Overall Lowered Height mm	Overall Extended Height* mm	Free Lift* mm
3060	50	10	2140	4130	165
3360	50	10	2290	4430	165
3560	50	10	2390	4630	165
3760	50	10	2490	4830	165
4060	50	10	2690	5130	165
4360	50	6	2840	5430	165
4560	50	6	2940	5630	165
4860	50	6	3090	5930	165
5060	50	6	3190	6130	165
2-Stage FFL					
3085	50	10	2190	4155	1120
3385	50	10	2340	4455	1270
3585	50	10	2440	4655	1370
3835	50	10	2590	4905	1520
4185	50	10	2790	5255	1720
3-Stage FFL					
4130	50	6	2040	5200	970
4340	50	6	2110	5410	1040
4580	50	6	2190	5650	1120
4830	50	6	2340	5900	1270
5030	50	6	2440	6100	1370
5330	50	6	2590	6400	1520
5530	50	6	2690	6600	1620
5730	50	6	2790	6800	1720
6030	50	6	2940	7100	1870

Capacity Charts



*With load backrest.

*Above charts are for the standard truck build.

Standard & optional features

Standard

Battery

- Drop battery configuration

Operator Compartment

- Large open access step
- Pendant style pedals
- Key start
- Tilt steering column
- Cup holder
- A4 paper clip
- LCD display
- Speedometer and odometer
- Performance mode selection

Drive Control

- AC drive and pump control
- Regenerative braking
- Controlled accelerator adjustment
- Speed limit adjustment
- Anti rollback

Pump controls

- Hydraulic speed adjustment
- Proportional control

Steer Controls

- Synchroniser with turn speed control
- Hydraulics on demand

Electrical Control System

- Thermal protection
- Real time diagnostics
- Battery discharge with interrupt
- Auto shut off after 15 minutes

Tyres

- Single drive wheels
- Pneumatic tyres

Transmission control

- Forward/reverse lever

Hydraulic Control

- Hydraulic interlock - no operator on seat

Seat

- Full suspension seat
- Seat belt and hip restraint
- Operator presence

Lights and Warnings

- Full light kit
- Reverse alarm

Options

Battery

- Lateral battery extraction

Operator Compartment

- Key start with password
- Acrylic top cover
- Rear assist grip with horn button
- Load weight meter
- Front screen with wiper
- Canvas cab

Tyres

- Dual drive wheels
- Solid tyres
- Non-marking tyres

Transmission control

- Foot Direction Control

Hydraulic Control

- Return to vertical tilt

Seat

- Sequential seat belt interlock

Lights and Warnings

- LED lights
- Additional lights
- Pedestrian awareness light
- LED rotating light

Truck Construction

- Freezer construction
- Corrosion construction
- Water-resistant - IPX4

Front End Configurations

- ISS carriage
- ISS carriage with fork positioning

Manage cost, optimise productivity and protect your assets

Yale® Vision Wireless Asset Management

Take your fleet operation to the next level with wireless asset management from Yale. Yale Vision provides true wireless fleet management, can drive fleet efficiency, improves operator performance, reduces your carbon footprint and lowers your overall material handling costs.

- Manage your total cost of operation
- Ensure maximum productivity from your lift truck investment
- Monitor operator behavior, promote safe operator behaviour
- Convenient web-based access, and your choice of three levels of management

Data is great, and your Yale Dealer will make it work for you

Yale Vision is a great addition to your management toolkit. And when you partner with your Yale Dealer, you get the best of both worlds – great fleet data plus the unmatched knowledge and experience that can help you get the most out of every truck in your fleet.



Yale® Dealers

Contact your nearest
Yale Dealership by visiting
www.yale.com.au




Contact your local Yale Dealer

Yale Asia Pacific

Address: 1 Bullecourt Ave, Milperra NSW 2214
Phone: (02) 9795 3800 | Fax: (02) 9795 3801

No. 49, Jalan Astaka V8/84A, Bukit Jelutong,
40150 Shan Alam, Selangor, Malaysia | Phone: +603 7831 3385

www.yale.com.au

Yale is a registered trademark. *People. Products. Productivity.* is a trademark in the United States and certain other jurisdictions.  is a registered copyright of Yale Materials Handling Corporation. © Yale Asia Pacific 2016. All rights reserved. Printed in Australia. Specifications and details in this brochure are subject to change without prior notification.

www.yale.com.au



/Yaleasiapacific



@Yale_AP

Yale[®] 
People. Products. Productivity.™