



ERC40-55VH

SPEC SHEET

4,000 - 5,500 kg

VH Series

Electric Forklift Trucks

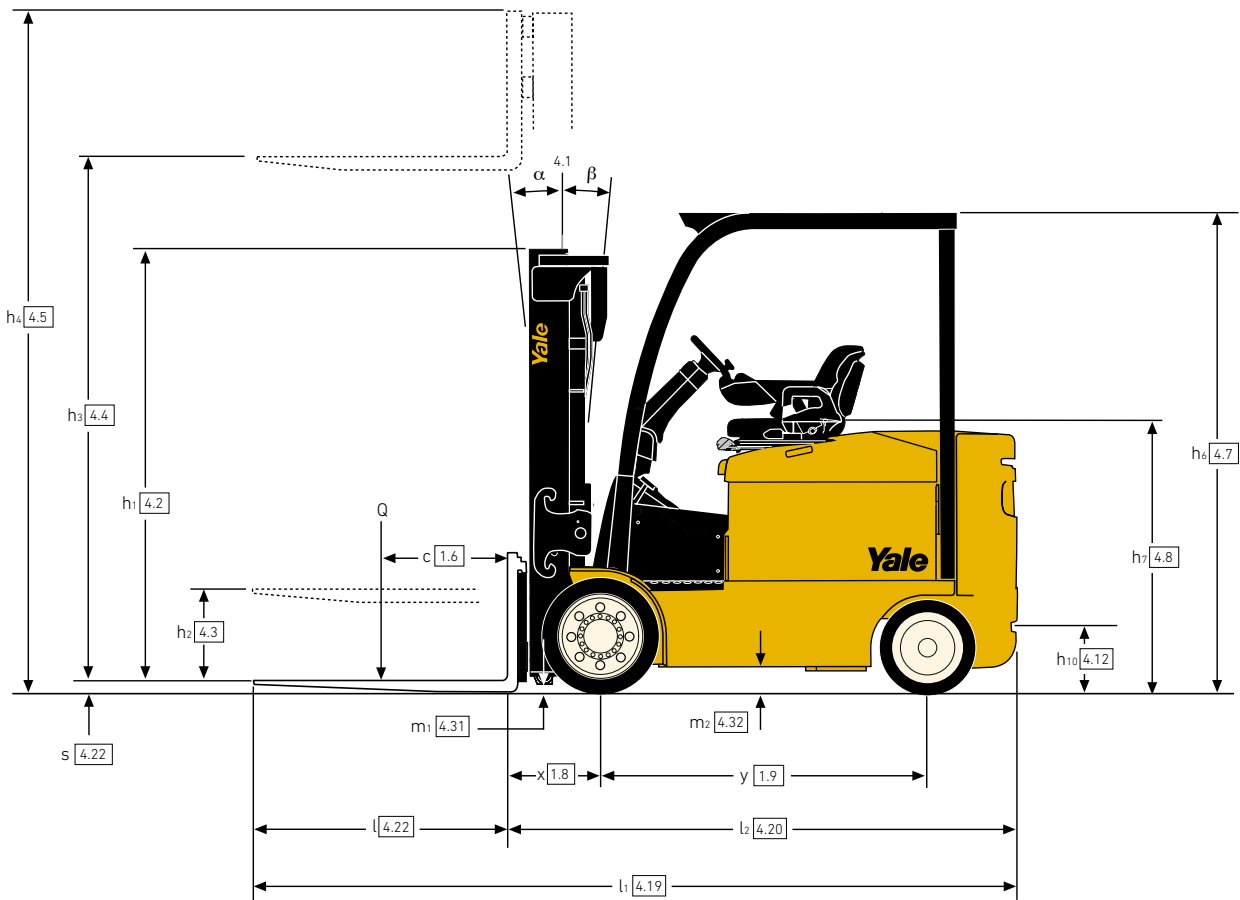
TRUCK DIMENSIONS – VH SERIES

If $b_{12}/2 \leq b_{13}$

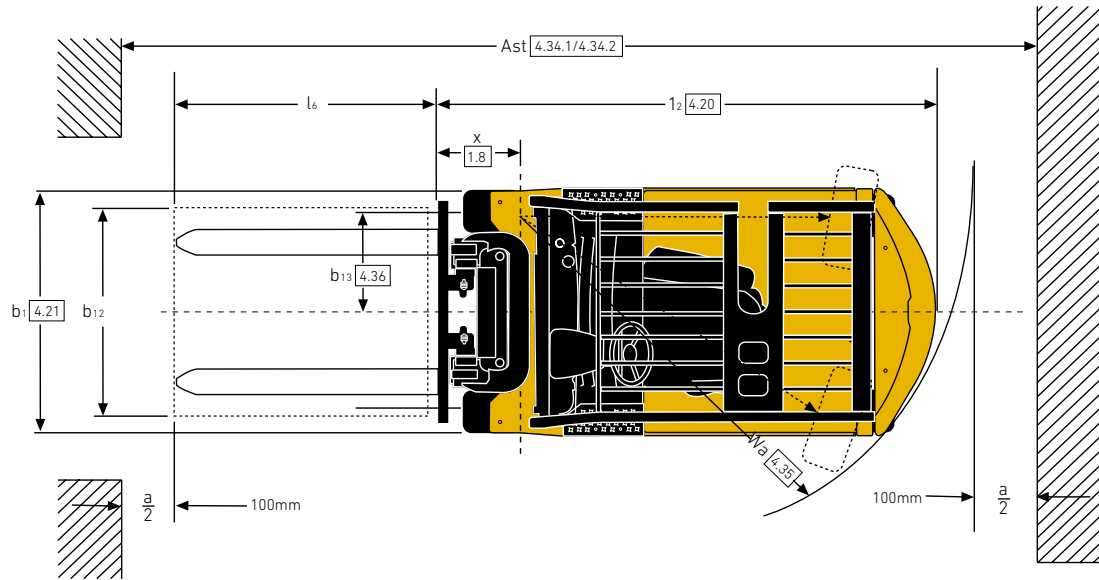
$$Ast = Wa + x + l_6 + a$$

If $b_{12}/2 > b_{13}$

$$Ast = Wa + R + a = Wa + \sqrt{((l_6 + x)^2 + (b_{12}/2 - b_{13})^2)} + a$$



TRUCK DIMENSIONS – VH SERIES



VDI 2198 – GENERAL SPECIFICATIONS – VH SERIES

		Yale						
		ERC 40VH	ERC 50VHS	ERC 50VH	ERC 55VH			
GENERAL	1.1	Manufacturer						
	1.2	Model designation						
	1.3	Drive	Electric (Battery)					
	1.4	Operator type	Seated					
	1.5	Rated capacity/rated load	4.0	5.0	5.0	5.5		
	1.6	Load centre distance	500			600		
	1.8	Load distance, centre of drive axle to fork	447	452		462		
	1.9	Wheelbase	1574		1739			
	WEIGHT	2.1	Service weight	7217	8121	8112	8824	
2.2		Axle loading, laden front/rear	9479 / 1738	11125 / 1996	11247 / 1865	12310 / 2014		
2.3		Axle loading, unladen front/rear	3072 / 4145	3101 / 5020	3510 / 4133	3451 / 5373		
TYRES	3.1	Tyres front/rear	Cushion					
	3.2	Tyre size, front	22 x 9 x 16		22 x 12 x 16			
	3.3	Tyre size, rear	18 x 6 x 12.1		18 x 7 x 12.1			
	3.5	Wheels, number front/rear (x = driven wheels)	2X / 2					
	3.6	Tread, front	b ₁₀ (mm)	941 / 1041		1015 / 1115		
	3.7	Tread, rear	b ₁₁ (mm)	1003			972	
	DIMENSIONS	4.1	Tilt of mast/fork carriage forward/backward	α / β (°)				
4.2		Height of mast, lowered	h ₁ (mm)	2134		2138		
4.3		Free lift ⁽¹⁾	h ₂ (mm)	100				
4.4		Lift ⁽¹⁾	h ₃ (mm)	3000	3340			
4.5		Height, mast extended ⁽²⁾	h ₄ (mm)	3783		4257		
4.7		Height of overhead guard (cabin) ⁽³⁾	h ₆ (mm)	2388				
4.8		Seat height/stand height ⁽⁴⁾	h ₇ (mm)	1324				
4.12		Coupling height	h ₁₀ (mm)	324				
4.19		Overall length	l ₁ (mm)	3451	3748	3821	3924	
4.20		Length to face of forks	l ₂ (mm)	2451	2548	2621	2724	
4.21		Overall width ⁽⁵⁾	b ₁ /b ₂ (mm)	1200 / 1270		1320 / 1420		
4.22		Fork dimensions ISO2331	s/e/l (mm)	50 x 120 x 1000		50 x 120 x 1200	60 x 150 x 1200	
4.23		Fork carriage ISO 2328, class/type A,B	3A		4A			
4.24		Fork carriage width	b ₃ (mm)	1219				
4.31		Ground clearance, laden, below mast	m ₁ (mm)	90	87			
4.32		Ground clearance, centre of wheelbase	m ₂ (mm)	130				
4.34.1		Aisle width for pallets 1000 x 1200 crossways	Ast (mm)	3812	3892	3993	4082	
4.34.2		Aisle width for pallets 800 x 1200 lengthways	Ast (mm)	4012	4092	4193	4282	
4.35		Turning radius	Wa (mm)	2165	2240	2341	2420	
4.36		Internal turning radius	b ₁₃ (mm)	670		741		
PERFORMANCE	5.1	Travel speed, laden/unladen	19.6 / 20.4		17.7 / 18.3		16.1 / 16.7	
	5.2	Lift speed, laden/unladen	0.37 / 0.60		0.29 / 0.45		0.27 / 0.45	
	5.3	Lowering speed, laden/unladen	0.53 / 0.48		0.45 / 0.37			
	5.5	Drawbar pull, laden/unladen ⁽⁶⁾	N	6790 / 6854		6711 / 6791	6671 / 6751	6556 / 6652
	5.6	Max. drawbar pull, laden/unladen ⁽⁷⁾	N	17532 / 18254		17387 / 18121	17282 / 18012	17036 / 17115
	5.7	Gradeability, laden/unladen ⁽⁶⁾	%	7.0 / 10.9		5.8 / 9.2	5.9 / 9.4	5.1 / 8.5
	5.8	Max. gradeability, laden/unladen ⁽⁷⁾	%	18.3 / 30.1		15.1 / 25.2	15.3 / 25.8	13.4 / 23.3
	5.9	Acceleration time, laden/unladen	s	4.5 / 4.2		4.7 / 4.3		4.8 / 4.4
	5.10	Service brake	Hydraulic / Foot					
	ELECTRIC	6.1	Drive motor rating S2 60 min	kW		21.0		
6.2		Lift motor rating at S3 15%	kW		36.0			
6.3		Battery according to DIN 43531/35/36 A, B, C, no	No					
6.4		Battery voltage/nominal capacity K5	(V)/(Ah)		80 / 675		80 / 750	
6.5		Battery weight	kg		1542 / 2177		1814 / 2517	
6.6		Energy consumption according to VDI cycle	kWh/h @ no. of cycles		11.5		12.0	
OTHER	8.1	Type of drive unit	AC Electronic					
	10.1	Operating pressure for attachments	bar		155			
	10.2	Oil volume for attachments ⁽⁸⁾	l/min		60			
	10.7	Sound pressure level at the driver's seat ⁽⁹⁾	dB (A)		69			
	10.8	Towing coupling, type DIN	Pin					

(1) Bottom of forks

(2) Without load backrest

(3) h₆ subject to +/- 5mm tolerance

(4) Full Suspension specified. Unladen vehicle, with seat-index point SIP according to ISO 6055

(5) Standard/Wide tread

(6) 60 minute rating

(7) 30 minute rating

(8) Maximum flow set through dash display

(9) LPAZ, measured according to the test cycles and based on the weighting values contained in EN12053

MAST DIMENSIONS – ERC 40VH

h ₁ (mm)	h _{2+S} (mm)	h _{3+S} (mm)	h ₄ (mm)	Tilt		Forks			Integral sideshift		
				F	B	Load centre (kg)			Load centre (kg)		
						500	600	700	500	600	700
2-Stage Limited Free-Lift (LFL) Mast											
2134	150	3050	3783 ⁽¹⁾	5	5	4000	3600	3360	3870	3520	3220
2434	150	3650	4383 ⁽¹⁾	5	5	4000	3600	3340	3860	3500	3210
2784	150	4350	5083 ⁽¹⁾	5	5	4000	3600	3330	3860	3500	3210
2-Stage Full Free-Lift (FFL) Mast											
2134	1352	3075	3857 ⁽²⁾	5	5	4000	3600	3380	3910	3560	3270
2434	1652	3675	4457 ⁽²⁾	5	5	4000	3600	3360	3900	3550	3260
3-Stage Full Free-Lift (FFL) Mast*											
2134	1352	4415	5197 ⁽²⁾	5	5	4000	3600	3360	3850	3510	3230
2334	1552	4950	5732 ⁽²⁾	5	5	3910	3520	3270	3750	3420	3140
2534	1752	5550	6332 ⁽²⁾	5	5	3790	3410	3170	3630	3310	3040

(1) Add 501mm with load backrest extension

* Wide tread required on 3 Stage masts

(2) Add 452mm with load backrest extension

MAST DIMENSIONS – ERC 50VHS

h ₁ (mm)	h _{2+S} (mm)	h _{3+S} (mm)	h ₄ (mm)	Tilt		Forks			Integral sideshift		
				F	B	Load centre (kg)			Load centre (kg)		
						500	600	700	500	600	700
2-Stage Limited Free-Lift (LFL) Mast											
2438	150	3390	4257 ⁽¹⁾	5	5	5000	4500	4180	4760	4330	3970
2738	150	3990	4857 ⁽¹⁾	5	5	5000	4500	4170	4650	4320	3960
3238	150	4790	5657 ⁽¹⁾	5	5	5000	4500	4140	4700	4280	3920
2-Stage Full Free-Lift (FFL) Mast											
2138	1222	2815	3731 ⁽²⁾	5	5	5000	4500	4210	4840	4410	4050
2438	1522	3415	4331 ⁽²⁾	5	5	5000	4500	4200	4820	4400	4040
3-Stage Full Free-Lift (FFL) Mast*											
2138	1217	4137	5058 ⁽²⁾	5	5	5000	4500	4180	4730	4310	3970
2338	1417	4690	5611 ⁽²⁾	5	5	5000	4500	4170	4710	4300	3950
2438	1517	4990	5911 ⁽²⁾	5	5	4940	4440	4110	4650	4240	3900
2538	1617	5290	6211 ⁽²⁾	5	5	4880	4390	4060	4590	4180	3850
2738	1817	5740	6661 ⁽²⁾	5	5	4730	4300	3960	4480	4090	3760

(1) Add 374mm with load backrest extension

* Wide tread required on 3 Stage masts

(2) Add 325mm with load backrest extension

All values are nominal values and they are subject to tolerances.

MAST DIMENSIONS – ERC 50VH

h ₁ (mm)	h _{2+s} (mm)	h _{3+s} (mm)	h ₄ (mm)	Tilt		Forks			Integral sideshift		
						Load centre (kg)			Load centre (kg)		
				F	B	500	600	700	500	600	700
2-Stage Limited Free-Lift (LFL) Mast											
2438	150	3390	4257 ⁽¹⁾	5	5	5000	4500	4180	4760	4330	3970
2738	150	3990	4857 ⁽¹⁾	5	5	5000	4500	4170	4650	4320	3960
3238	150	4790	5657 ⁽¹⁾	5	5	5000	4500	4140	4700	4280	3920
2-Stage Full Free-Lift (FFL) Mast											
2138	1222	2815	3731 ⁽²⁾	5	5	5000	4500	4210	4840	4410	4050
2438	1522	3415	4331 ⁽²⁾	5	5	5000	4500	4200	4820	4400	4040
3-Stage Full Free-Lift (FFL) Mast*											
2138	1217	4137	5058 ⁽²⁾	5	5	5000	4500	4180	4730	4310	3970
2338	1417	4690	5611 ⁽²⁾	5	5	5000	4500	4170	4710	4300	3950
2438	1517	4990	5911 ⁽²⁾	5	5	4930	4440	4110	4650	4240	3900
2538	1617	5290	6211 ⁽²⁾	5	5	4820	4390	4060	4580	4180	3850
2738	1817	5740	6661 ⁽²⁾	5	5	4670	4300	3960	4450	4080	3750

(1) Add 374mm with load backrest extension

* Wide tread required on 3 Stage masts

(2) Add 325mm with load backrest extension

MAST DIMENSIONS – ERC 55VH

h ₁ (mm)	h _{2+s} (mm)	h _{3+s} (mm)	h ₄ (mm)	Tilt		Forks			Integral sideshift		
						Load centre (kg)			Load centre (kg)		
				F	B	500	600	700	500	600	700
2-Stage Limited Free-Lift (LFL) Mast											
2438	150	3390	4257 ⁽¹⁾	5	5	5000	4500	4180	4760	4330	3970
2738	150	3990	4857 ⁽¹⁾	5	5	5000	4500	4170	4650	4320	3960
3238	150	4790	5657 ⁽¹⁾	5	5	5000	4500	4140	4700	4280	3920
2-Stage Full Free-Lift (FFL) Mast											
2138	1222	2815	3731 ⁽²⁾	5	5	5000	4500	4210	4840	4410	4050
2438	1522	3415	4331 ⁽²⁾	5	5	5000	4500	4200	4820	4400	4040
2138	1217	4137	5058 ⁽²⁾	5	5	5000	4500	4180	4730	4310	3970
3-Stage Full Free-Lift (FFL) Mast*											
2338	1417	4690	5611 ⁽²⁾	5	5	5000	4500	4170	4710	4300	3950
2438	1517	4990	5911 ⁽²⁾	5	5	4930	4440	4110	4650	4240	3900
2538	1617	5290	6211 ⁽²⁾	5	5	4820	4390	4060	4580	4180	3850
2738	1817	5740	6661 ⁽²⁾	5	5	4670	4300	3960	4450	4080	3750

(1) Add 374mm with load backrest extension

* Wide tread required on 3 Stage masts

(2) Add 325mm with load backrest extension

All values are nominal values and they are subject to tolerances.





About Yale®

Yale Materials Handling Corporation is one of the oldest manufacturers of lift trucks in the world. We've been in the business of lifting since 1875 and we apply that experience to help customers solve materials handling challenges. Our full line of lift trucks range in capacity from 1 to 16 tonne and are powered by internal combustion engines or electric options. Yale also offers robotic solutions, telemetry, fleet management, parts, financing and training. From traditional lift truck equipment to emerging technologies, our goal, every day, is to work with our nationwide dealer network to continually improve and provide the solutions you need, when and how you need them.

MATERIALS HANDLING FOR:

- 3PL
- Auto Parts
- Beverage
- Cold & Frozen Foods
- Food Distribution
- Food Processing
- Furniture & Furnishings
- Health & Pharma
- Home Centres
- Retail
- E-Commerce

Yale Lift Truck Technologies


Centennial House
Frimley Business Park
Frimley
Surrey
GU16 7SG
United Kingdom

www.yale.com



Safety: All Yale products sold into EU countries, UK, and Turkey conform to the EU requirements of Machinery Directive 2006/42/EC and contain **CE** marking. Yale trucks sold into other countries may be ordered for production in conformance with Machinery Directive requirements, and when so ordered will contain **CE** marking.

HYSTER-YALE UK LIMITED trading as Yale Lift Truck Technologies. Registered Address: Centennial House, Building 4.5, Frimley Business Park, Frimley, Surrey, GU16 7SG, United Kingdom. Registered in England and Wales. Company Registration Number: 02636775.

©2023 Hyster-Yale Group, Inc., all rights reserved. YALE and YALE  are trademarks of Hyster-Yale Group, Inc. Trucks may be shown with optional equipment and/or features not available in all regions. Truck performance may be affected by the condition of the vehicle, how it is equipped and the application. Specifications are subject to change without notice.

Notice: Care must be exercised when handling elevated loads. Operators must be trained and must read, understand and follow the instructions contained in the Operating Manual. Consult your Yale® Dealer if any of the information shown is critical to your application.

Publication part no. 220991820 Rev.00 (0323DMS) EN