



GDP/GLP 60-80VX

SPEC SHEET

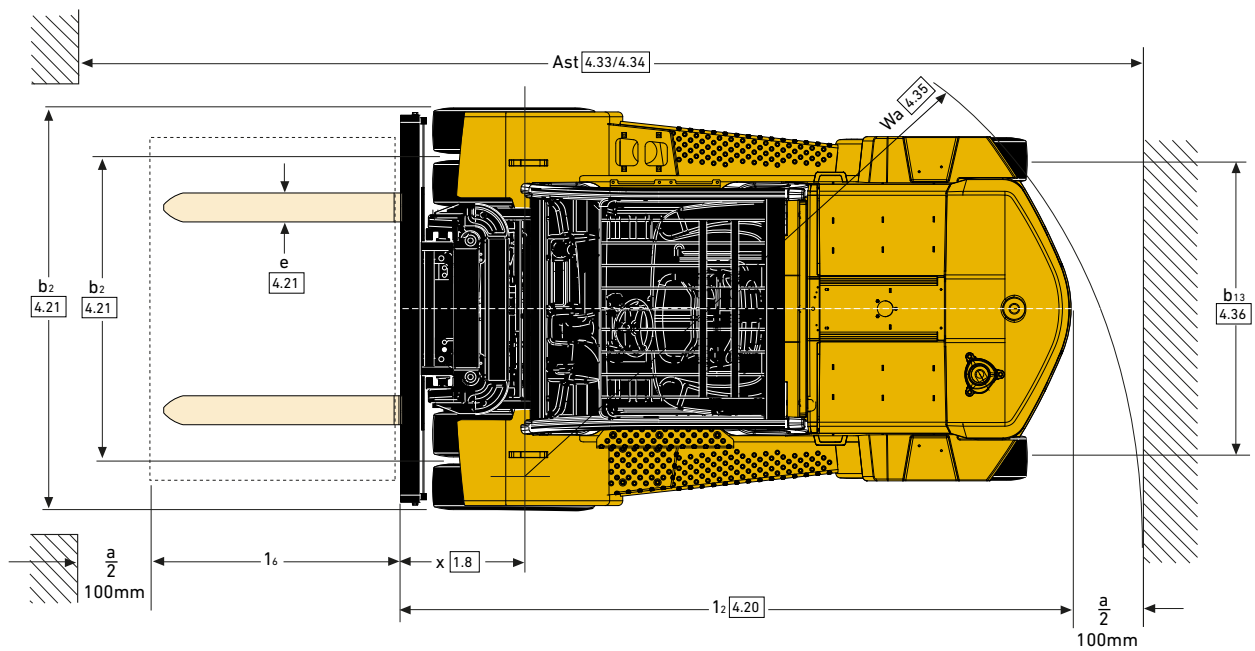
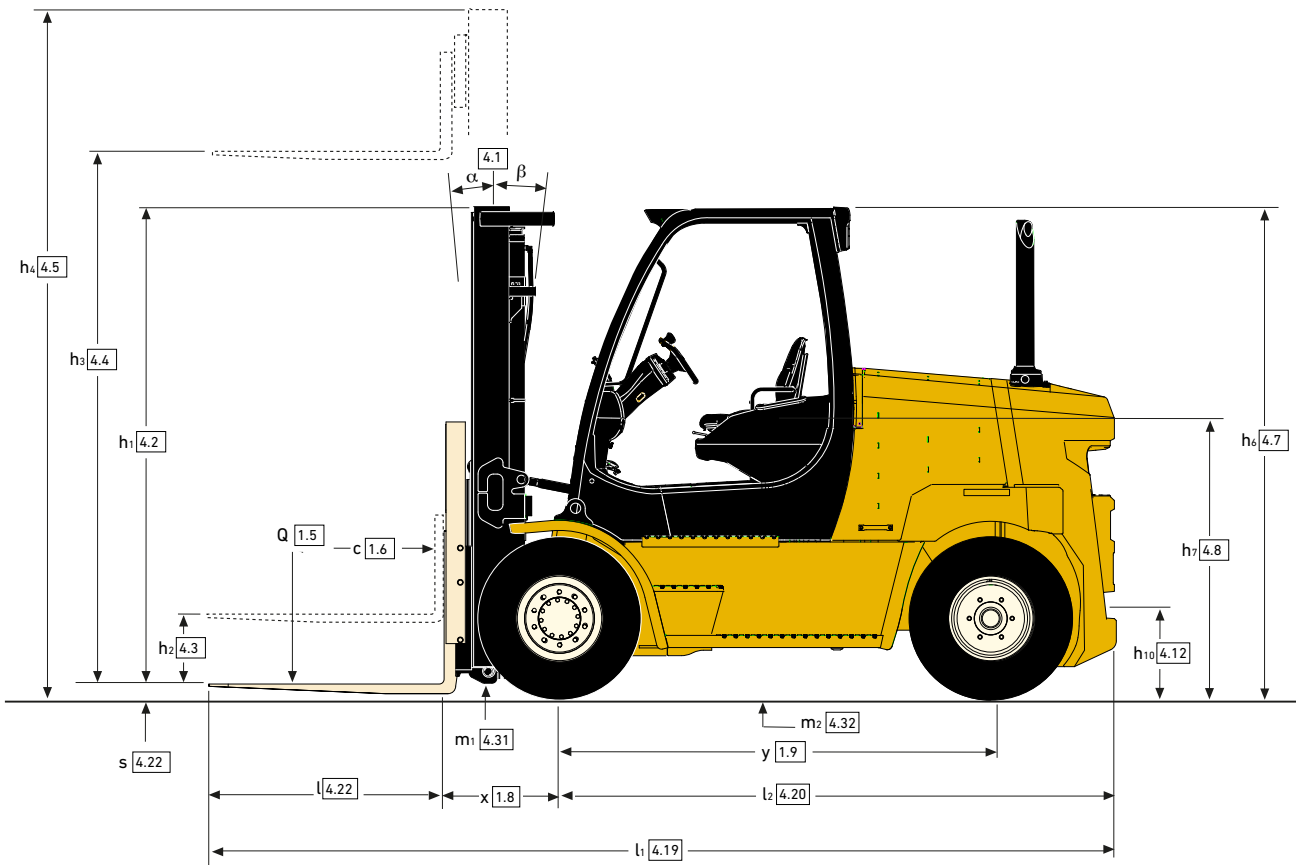
6,000 - 8,000 kg

VX Series

Diesel and LPG
Forklift Trucks

TRUCK DIMENSIONS – VX SERIES

$Ast = Wa + x + l_6 + a$ (see lines 4.34.1 and 4.34.2)
 a = Minimum operating distance
 (VDI standard = 200mm BITA recommendation = 300mm)
 l_6 = load length



VDI 2198 – GENERAL SPECIFICATIONS – VX SERIES

		Yale		
GENERAL	1.1	Manufacturer	GLP 60VX	
	1.2	Model designation	GLP 60VX	
	1.2.1	Model	Base Value Productivity	
	1.3	Drive	LPG	
	1.3.1	CE Compliance / Emission Standard	Stage V	
	1.3.2	Engine	Kubota 3.8L	
	1.3.3	Transmission	Electronic 2-Speed Powershift Electronic 2-Speed Powershift with Soft Shift Power Reversal Techtronix 332, 3-Speed Techtronix 332+, 3-Speed	
	1.3.4	Brake Type	Wet Brakes	
	1.4	Operator type	Seated	
	1.5	Rated capacity/rated load	Q (t)	6
1.6	Load centre distance	c (mm)	600	
1.8	Load distance, centre of drive axle to fork	x (mm)	609	
1.9	Wheelbase	y (mm)	2235	
WEIGHT	2.1	Service weight (w/ std equipment: mast, carriage, forks, etc.)	kg	8944
	2.2	Axle loading, laden front/rear	kg	13703 / 1443
	2.3	Axle loading, unladen front/rear	kg	4147 / 4797
TYRES	3.1	Tyres front/rear		Pneumatic
	3.2	Tyre size, front		8.25x15 14PR
	3.3	Tyre size, rear		8.25x15 14PR
	3.5	Number of wheels, front/rear (x = driven wheels)		4X / 2
	3.6	Tread, front	b ₁₀ (mm)	1847
	3.7	Tread, rear	b ₁₁ (mm)	1536
	DIMENSIONS	4.1	Tilt of mast/fork carriage, forward α /backward β	
4.2		Height, mast lowered	h ₁ (mm)	2540
4.3		Free lift ⁽²⁾	h ₂ (mm)	100
4.4		Lift ⁽²⁾	h ₃ (mm)	2940
4.5		Height, mast extended ⁽⁴⁾	h ₄ (mm)	4040
4.7		Height of overhead guard (cabin) ⁽⁶⁾	h ₆ (mm)	2549
4.7.1		Cab height (open cab)	mm	2531
4.8		Seat height/stand height ⁽³⁾	h ₇ (mm)	1547
4.12		Coupling height	h ₁₀ (mm)	467
4.19		Overall length	l ₁ (mm)	4813
4.20		Length to face of forks	l ₂ (mm)	3613
4.21		Overall width	b ₁ /b ₂ (mm)	2082
4.22		Fork dimensions	s/e/l (mm)	60 / 150 / 1200
4.23		Fork carriage DIN 15173, class/type A/B		IVA
4.24		Fork carriage width ⁽⁵⁾	b ₃ (mm)	1980
4.31		Ground clearance, laden, below mast	m ₁ (mm)	125
4.32		Ground clearance, centre of wheelbase	m ₂ (mm)	253
4.33		Aisle width with pallets 1000 long x 1200 crossways	A _{st} (mm)	5129
4.34		Aisle width with pallets 800 wide x 1200 crossways	A _{st} (mm)	5329
4.35		Turning radius (outer)	W _a (mm)	3320
4.36	Inner turning radius	b ₁₃ (mm)	1271	
4.41	90° intersecting aisle (With pallet W = 1200mm, L = 1000mm)	mm	2872	
4.42	Step Height (from ground to running board)	mm	321	
4.43	Step Height (between intermediate steps between running board and floor)	mm	256	
PERFORMANCE	5.1	Travel speed laden/unladen	km/h	22.2 / 23.2 24.7 / 26.0
	5.1.1	Travel speed, laden/unladen, backwards	km/h	22.2 / 23.2 22.2 / 23.2
	5.2	Lift speed, laden/unladen (2LFL)	m/sec	0.52
	5.3	Lowering speed, laden/unladen (2LFL)	m/sec	0.58 / 0.53
	5.5	Drawbar pull, laden/unladen @ 1.6 km/h	kN	33.9 / 24.4 44.5 / 24.4
	5.7	Gradeability, laden/unladen @ 1.6 km/h	%	23 / 29 31 / 29
	5.10	Service brake		Hydraulic
ENGINE	7.1	Engine manufacturer/type		Kubota WG3800-L-E3
	7.2	Engine power according to ISO1585	kW	71.6
	7.3	Rated speed at max. power	rpm	2400
	7.3.1	Torque at 1/min	Nm/min-1	285 / 2400
	7.4	Number of cylinders/displacement	(-)/cm ³	6 / 4302
	7.5	Fuel consumption according VDI cycle	l/hr	7 7.2
	7.10	Battery voltage/nominal capacity	(V)/(Ah)	12 / 132
OTHER	8.1	Type of drive unit		Hydrodynamic
	8.2	Manufacturer/Type		DANA
	8.6	Wheel drive/drive axle manufacturer/type		DANA
	8.1	Service brake		Hydraulic
	8.1	Parking Brake		Hand Lever
	10.1	Operating pressure for attachments (nominal relief pressure)	bar	155
	10.2	Oil volume for attachments (nominal) ⁽⁷⁾	l/min	83.3
	10.3	Hydraulic Tank - capacity (drain & refill)	litres	71.7
	10.7	Sound level at driver's ear according DIN 12053 (without / with cab) ⁽¹⁾	dB (A) LPAZ	81 / 78
	10.7.1	Sound power level during the drive cycle	dB (A) LWAZ	102
10.7.2	Guaranteed sound power 2001/14/EC	dB (A) LWA	107	
10.8	Towing coupling, type DIN		Pin	

(1) Measured according to the test cycles and based on the weighting values contained in EN12053

(2) Bottom of forks

(3) Full suspension seat in depressed position

(4) Without load backrest

(5) Add 32mm with load backrest

(6) h₆ subject to +/- 5 mm tolerance. 2549mm for Cab option

(7) Variable

Spec sheet truck based on: 3000mm TOF 2 stage LFL mast with 1980mm carriage, 1200mm forks

All values are nominal values and they are subject to tolerances.

VDI 2198 – GENERAL SPECIFICATIONS – VX SERIES

		Yale		
		GLP 70VX		
		Base	Value	
		Productivity		
GENERAL	1.1	Manufacturer		
	1.2	Model designation		
	1.2.1	Model		
	1.3	Drive	LPG	
	1.3.1	CE Compliance / Emission Standard	Stage V	
	1.3.2	Engine	Kubota 3.8L	
	1.3.3	Transmission	Electronic 2-Speed Powershift	Electronic 2-Speed Powershift with Soft Shift Power Reversal
			Techtronix 332, 3-Speed	Techtronix 332+, 3-Speed
	1.3.4	Brake Type	Wet Brakes	
	1.4	Operator type	Seated	
1.5	Rated capacity/rated load	Q (t)	7	
1.6	Load centre distance	c (mm)	600	
1.8	Load distance, centre of drive axle to fork	x (mm)	609	
1.9	Wheelbase	y (mm)	2235	
WEIGHT	2.1	Service weight (w/ std equipment: mast, carriage, forks, etc.)	kg	9455
	2.2	Axle loading, laden front/rear	kg	14803 / 1652
	2.3	Axle loading, unladen front/rear	kg	4016 / 5439
TYRES	3.1	Tyres front/rear	Pneumatic	
	3.2	Tyre size, front	8.25x15 14PR	
	3.3	Tyre size, rear	8.25x15 14PR	
	3.5	Number of wheels, front/rear (x = driven wheels)	4X / 2	
	3.6	Tread, front	b ₁₀ (mm)	1847
	3.7	Tread, rear	b ₁₁ (mm)	1536
	DIMENSIONS	4.1	Tilt of mast/fork carriage, forward α /backward β	α / β (°)
4.2		Height, mast lowered	h ₁ (mm)	2540
4.3		Free lift ⁽²⁾	h ₂ (mm)	100
4.4		Lift ⁽²⁾	h ₃ (mm)	2940
4.5		Height, mast extended ⁽⁴⁾	h ₄ (mm)	4040
4.7		Height of overhead guard (cabin) ⁽⁴⁾	h ₆ (mm)	2549
4.7.1		Cab height (open cab)	mm	2531
4.8		Seat height/stand height ⁽³⁾	h ₇ (mm)	1547
4.12		Coupling height	h ₁₀ (mm)	467
4.19		Overall length	l ₁ (mm)	4877
4.20		Length to face of forks	l ₂ (mm)	3677
4.21		Overall width	b ₁ /b ₂ (mm)	2082
4.22		Fork dimensions	s/e/l (mm)	60 / 150 / 1200
4.23		Fork carriage DIN 15173, class/type A/B		IVA
4.24		Fork carriage width ⁽⁵⁾	b ₃ (mm)	1980
4.31		Ground clearance, laden, below mast	m ₁ (mm)	125
4.32		Ground clearance, centre of wheelbase	m ₂ (mm)	253
4.33		Aisle width with pallets 1000 long x 1200 crossways	Ast (mm)	5197
4.34		Aisle width with pallets 800 wide x 1200 crossways	Ast (mm)	5397
4.35		Turning radius (outer)	Wa (mm)	3388
4.36	Inner turning radius	b ₁₃ (mm)	1271	
4.41	90° intersecting aisle (With pallet W = 1200mm, L = 1000mm)	mm	2903	
4.42	Step Height (from ground to running board)	mm	321	
4.43	Step Height (between intermediate steps between running board and floor)	mm	256	
PERFORMANCE	5.1	Travel speed laden/unladen	km/h	22.1 / 23.2
	5.1.1	Travel speed, laden/unladen, backwards	km/h	22.1 / 23.2
	5.2	Lift speed, laden/unladen (2LFL)	m/sec	0.46 / 0.52
	5.3	Lowering speed, laden/unladen (2LFL)	m/sec	0.58 / 0.53
	5.5	Drawbar pull, laden/unladen @ 1.6 km/h	kN	33.6 / 23.6
	5.7	Gradeability, laden/unladen @ 1.6 km/h	%	21 / 26
	5.10	Service brake	Hydraulic	
ENGINE	7.1	Engine manufacturer/type	Kubota WG3800-L-E3	
	7.2	Engine power according to ISO1585	kW	71.6
	7.3	Rated speed at max. power	rpm	2400
	7.3.1	Torque at 1/min	Nm/min-1	285 / 2400
	7.4	Number of cylinders/displacement	(-)/cm ³	6 / 4302
	7.5	Fuel consumption according VDI cycle	l/hr	7.9
	7.10	Battery voltage/nominal capacity	(V)/(Ah)	12 / 132
OTHER	8.1	Type of drive unit	Hydrodynamic	
	8.2	Manufacturer/Type	DANA	
	8.6	Wheel drive/drive axle manufacturer/type	DANA	
	8.1	Service brake	Hydraulic	
	8.1	Parking Brake	Hand Lever	
	10.1	Operating pressure for attachments (nominal relief pressure)	bar	155
	10.2	Oil volume for attachments (nominal) ⁽⁷⁾	l/min	83.3
	10.3	Hydraulic Tank - capacity (drain & refill)	litres	71.7
	10.7	Sound level at driver's ear according DIN 12053 (without / with cab) ⁽⁸⁾	dB (A) LPAZ	81 / 78
	10.7.1	Sound power level during the drive cycle	dB (A) LWAZ	102
10.7.2	Guaranteed sound power 2001/14/EC	dB (A) LWA	107	
10.8	Towing coupling, type DIN		Pin	

(1) Measured according to the test cycles and based on the weighting values contained in EN12053

(2) Bottom of forks

(3) Full suspension seat in depressed position

(4) Without load backrest

(5) Add 32mm with load backrest

VDI 2198 – GENERAL SPECIFICATIONS – VX SERIES

		Yale				
		GLP 70SVX				
		Base	Value	Productivity		
GENERAL	1.1	Manufacturer	Yale			
	1.2	Model designation	GLP 70SVX			
	1.2.1	Model				
	1.3	Drive	LPG			
	1.3.1	CE Compliance / Emission Standard	Stage V			
	1.3.2	Engine	Kubota 3.8L			
	1.3.3	Transmission	Electronic 2-Speed Powershift	Electronic 2-Speed Powershift with Soft Shift Power Reversal	Techtronix 332, 3-Speed	Techtronix 332+, 3-Speed
	1.3.4	Brake Type	Wet Brakes			
	1.4	Operator type	Seated			
	1.5	Rated capacity/rated load	Q (t)	7		
1.6	Load centre distance	c (mm)	600			
1.8	Load distance, centre of drive axle to fork	x (mm)	609			
1.9	Wheelbase	y (mm)	2235			
WEIGHT	2.1	Service weight (w/ std equipment: mast, carriage, forks, etc.)	kg	10141		
	2.2	Axle loading, laden front/rear	kg	14884 / 2257		
	2.3	Axle loading, unladen front/rear	kg	4097 / 6044		
TYRES	3.1	Tyres front/rear	Pneumatic			
	3.2	Tyre size, front	8.25x15 14PR			
	3.3	Tyre size, rear	8.25x15 14PR			
	3.5	Number of wheels, front/rear (x = driven wheels)	4X / 2			
	3.6	Tread, front	b ₁₀ (mm)	1847		
	3.7	Tread, rear	b ₁₁ (mm)	1536		
	DIMENSIONS	4.1	Tilt of mast/fork carriage, forward α /backward β	α / β (°)		5 / 10
4.2		Height, mast lowered	h ₁ (mm)	2540		
4.3		Free lift ⁽²⁾	h ₂ (mm)	100		
4.4		Lift ⁽²⁾	h ₃ (mm)	2940		
4.5		Height, mast extended ⁽⁴⁾	h ₄ (mm)	4040		
4.7		Height of overhead guard (cabin) ⁽⁶⁾	h ₆ (mm)	2549		
4.7.1		Cab height (open cab)	mm	2531		
4.8		Seat height/stand height ⁽³⁾	h ₇ (mm)	1547		
4.12		Coupling height	h ₁₀ (mm)	467		
4.19		Overall length	l ₁ (mm)	4695		
4.20		Length to face of forks	l ₂ (mm)	3495		
4.21		Overall width	b ₁ /b ₂ (mm)	2082		
4.22		Fork dimensions	s/e/l (mm)	60 / 150 / 1200		
4.23		Fork carriage DIN 15173, class/type A/B	IVA			
4.24		Fork carriage width ⁽⁵⁾	b ₃ (mm)	1980		
4.31		Ground clearance, laden, below mast	m ₁ (mm)	125		
4.32		Ground clearance, centre of wheelbase	m ₂ (mm)	253		
4.33		Aisle width with pallets 1000 long x 1200 crossways	A _{st} (mm)	4889		
4.34		Aisle width with pallets 800 wide x 1200 crossways	A _{st} (mm)	5089		
4.35		Turning radius (outer)	W _a (mm)	3080		
4.36		Inner turning radius	b ₁₃ (mm)	951		
4.41		90° intersecting aisle (With pallet W = 1200mm, L = 1000mm)	mm	2883		
4.42		Step Height (from ground to running board)	mm	321		
4.43	Step Height (between intermediate steps between running board and floor)	mm	256			
PERFORMANCE	5.1	Travel speed laden/unladen	km/h	22.0 / 23.1	24.5 / 25.9	
	5.1.1	Travel speed, laden/unladen, backwards	km/h	22.0 / 23.1	22.0 / 23.1	
	5.2	Lift speed, laden/unladen (2LFL)	m/sec	0.46 / 0.52		
	5.3	Lowering speed, laden/unladen (2LFL)	m/sec	0.58 / 0.53		
	5.5	Drawbar pull, laden/unladen @ 1.6 km/h	kN	33.5 / 24.1	44.5 / 24.1	
	5.7	Gradeability, laden/unladen @ 1.6 km/h	%	20 / 25	27 / 25	
	5.10	Service brake	Hydraulic			
ENGINE	7.1	Engine manufacturer/type	Kubota WG3800-L-E3			
	7.2	Engine power according to ISO1585	kW	71.6		
	7.3	Rated speed at max. power	rpm	2400		
	7.3.1	Torque at 1/min	Nm/min-1	285 / 2400		
	7.4	Number of cylinders/displacement	(-)/cm ³	6 / 4302		
	7.5	Fuel consumption according VDI cycle	l/hr	8.3	8.6	
	7.10	Battery voltage/nominal capacity	(V)/(Ah)	12 / 132		
OTHER	8.1	Type of drive unit	Hydrodynamic			
	8.2	Manufacturer/Type	DANA			
	8.6	Wheel drive/drive axle manufacturer/type	DANA			
	8.1	Service brake	Hydraulic			
	8.1	Parking Brake	Hand Lever			
	10.1	Operating pressure for attachments (nominal relief pressure)	bar	155		
	10.2	Oil volume for attachments (nominal) ⁽⁷⁾	l/min	83.3		
	10.3	Hydraulic Tank - capacity (drain & refill)	litres	71.7		
	10.7	Sound level at driver's ear according DIN 12053 (without / with cab) ⁽¹⁾	dB (A) LPAZ	81 / 78		
	10.7.1	Sound power level during the drive cycle	dB (A) LWAZ	102		
10.7.2	Guaranteed sound power 2001/14/EC	dB (A) LWA	107			
10.8	Towing coupling, type DIN	Pin				

(6) h₆ subject to +/- 5 mm tolerance. 2549mm for Cab option

(7) Variable

Spec sheet truck based on: 3000mm TOF 2 stage LFL mast with 1980mm carriage, 1200mm forks

All values are nominal values and they are subject to tolerances.

VDI 2198 – GENERAL SPECIFICATIONS – VX SERIES

		Yale				
GENERAL	1.1	Manufacturer	GLP 70SVX9			
	1.2	Model designation	GLP 70SVX9			
	1.2.1	Model	Base	Value	Productivity	
	1.3	Drive	LPG			
	1.3.1	CE Compliance / Emission Standard	Stage V			
	1.3.2	Engine	Kubota 3.8L			
	1.3.3	Transmission	Electronic 2 Speed Powershift	Electronic 2 Speed Powershift with Soft Shift Power Reversal	Techtronix 332 3 Speed Techtronix 332+ 3 Speed	
	1.3.4	Brake Type	Wet Brakes			
	1.4	Operator type	Seated			
	1.5	Rated capacity/rated load	Q (t)	6		
1.6	Load centre distance	c (mm)	900			
1.8	Load distance, centre of drive axle to fork	x (mm)	609			
1.9	Wheelbase	y (mm)	2235			
WEIGHT	2.1	Service weight (w/ std equipment: mast, carriage, forks, etc.)	kg	11884		
	2.2	Axle loading, laden front/rear	kg	16639 / 2337		
	2.3	Axle loading, unladen front/rear	kg	4783 / 7101		
TYRES	3.1	Tyres front/rear	Pneumatic			
	3.2	Tyre size, front	8.25x15 14PR			
	3.3	Tyre size, rear	8.25x15 14PR			
	3.5	Number of wheels, front/rear (x = driven wheels)	4X / 2			
	3.6	Tread, front	b ₁₀ (mm)	1847		
	3.7	Tread, rear	b ₁₁ (mm)	1536		
	DIMENSIONS	4.1	Tilt of mast/fork carriage, forward α /backward β	α / β (°)		
4.2		Height, mast lowered	h ₁ (mm)	2712		
4.3		Free lift ⁽²⁾	h ₂ (mm)	0		
4.4		Lift ⁽²⁾	h ₃ (mm)	3000		
4.5		Height, mast extended ⁽⁴⁾	h ₄ (mm)	4225		
4.7		Height of overhead guard (cabin) ⁽⁴⁾	h ₆ (mm)	2549		
4.7.1		Cab height (open cab)	mm	2531		
4.8		Seat height/stand height ⁽³⁾	h ₇ (mm)	1547		
4.12		Coupling height	h ₁₀ (mm)	467		
4.19		Overall length	l ₁ (mm)	4770		
4.20		Length to face of forks	l ₂ (mm)	3570		
4.21		Overall width	b ₁ /b ₂ (mm)	2082		
4.22		Fork dimensions	s/e/l (mm)	60 / 150 / 1200		
4.23		Fork carriage DIN 15173, class/type A/B	IVA			
4.24		Fork carriage width ⁽⁵⁾	b ₃ (mm)	1980		
4.31		Ground clearance, laden, below mast	m ₁ (mm)	125		
4.32		Ground clearance, centre of wheelbase	m ₂ (mm)	253		
4.33		Aisle width with pallets 1000 long x 1200 crossways	A _{st} (mm)	4959		
4.34		Aisle width with pallets 800 wide x 1200 crossways	A _{st} (mm)	5159		
4.35		Turning radius (outer)	W _a (mm)	3145		
4.36	Inner turning radius	b ₁₃ (mm)	951			
4.41	90° intersecting aisle (With pallet W = 1200mm, L = 1000mm)	mm	2883			
4.42	Step Height (from ground to running board)	mm	321			
4.43	Step Height (between intermediate steps between running board and floor)	mm	256			
PERFORMANCE	5.1	Travel speed laden/unladen	km/h	21.9 / 23.1	24.3 / 25.8	
	5.1.1	Travel speed, laden/unladen, backwards	km/h	21.9 / 23.1	21.9 / 23.1	
	5.2	Lift speed, laden/unladen (2LFL)	m/sec	0.36 / 0.36		
	5.3	Lowering speed, laden/unladen (2LFL)	m/sec	0.41 / 0.37		
	5.5	Drawbar pull, laden/unladen @ 1.6 km/h	kN	33.1 / 28.1	44.5 / 28.1	
	5.7	Gradeability, laden/unladen @ 1.6 km/h	%	18 / 25	25 / 25	
	5.10	Service brake	Hydraulic			
ENGINE	7.1	Engine manufacturer/type	Kubota WG3800-L-E3			
	7.2	Engine power according to ISO1585	kW	71.6		
	7.3	Rated speed at max. power	rpm	2400		
	7.3.1	Torque at 1/min	Nm/min-1	285 / 2400		
	7.4	Number of cylinders/displacement	(-)/cm ³	6 / 4302		
	7.5	Fuel consumption according VDI cycle	l/hr	6.8	8.1	6.7
	7.10	Battery voltage/nominal capacity	(V)/(Ah)	12 / 132		
OTHER	8.1	Type of drive unit	Hydrodynamic			
	8.2	Manufacturer/Type	DANA			
	8.6	Wheel drive/drive axle manufacturer/type	DANA			
	8.1	Service brake	Hydraulic			
	8.1	Parking Brake	Hand Lever			
	10.1	Operating pressure for attachments (nominal relief pressure)	bar	155		
	10.2	Oil volume for attachments (nominal) ⁽⁷⁾	l/min	83.3		
	10.3	Hydraulic Tank - capacity (drain & refill)	litres	71.7		
	10.7	Sound level at driver's ear according DIN 12053 (without / with cab) ⁽¹⁾	dB (A) LPAZ	80	77	
	10.7.1	Sound power level during the drive cycle	dB (A) LWAZ	102	101	
10.7.2	Guaranteed sound power 2001/14/EC	dB (A) LWA	106			
10.8	Towing coupling, type DIN	Pin				

(1) Measured according to the test cycles and based on the weighting values contained in EN12053

(2) Bottom of forks

(3) Full suspension seat in depressed position

(4) Without load backrest

(5) Add 32mm with load backrest

VDI 2198 – GENERAL SPECIFICATIONS – VX SERIES

		Yale			
		GLP 80SVX			
		Base	Value	Productivity	
GENERAL	1.1	Manufacturer	Yale		
	1.2	Model designation	GLP 80SVX		
	1.2.1	Model	Base	Value	Productivity
	1.3	Drive	LPG		
	1.3.1	CE Compliance / Emission Standard	Stage V		
	1.3.2	Engine	Kubota 3.8L		
	1.3.3	Transmission	Electronic 2-Speed Powershift	Electronic 2-Speed Powershift with Soft Shift Power Reversal	Techtronix 332, 3-Speed Techtronix 332+, 3-Speed
	1.3.4	Brake Type	Wet Brakes		
	1.4	Operator type	Seated		
	1.5	Rated capacity/rated load	Q (t)	8	
1.6	Load centre distance	c (mm)	600		
1.8	Load distance, centre of drive axle to fork	x (mm)	614		
1.9	Wheelbase	y (mm)	2235		
WEIGHT	2.1	Service weight (w/ std equipment: mast, carriage, forks, etc.)	kg	11466	
	2.2	Axle loading, laden front/rear	kg	16955 / 2511	
	2.3	Axle loading, unladen front/rear	kg	4654 / 6812	
TYRES	3.1	Tyres front/rear	Pneumatic		
	3.2	Tyre size, front	8.25x15 14PR		
	3.3	Tyre size, rear	8.25x15 14PR		
	3.5	Number of wheels, front/rear (x = driven wheels)	4X / 2		
	3.6	Tread, front	b ₁₀ (mm)	1847	
	3.7	Tread, rear	b ₁₁ (mm)	1536	
	DIMENSIONS	4.1	Tilt of mast/fork carriage, forward α /backward β	α / β (°)	5 / 9
4.2		Height, mast lowered	h ₁ (mm)	2712	
4.3		Free lift ⁽²⁾	h ₂ (mm)	0	
4.4		Lift ⁽²⁾	h ₃ (mm)	3000	
4.5		Height, mast extended ⁽⁴⁾	h ₄ (mm)	4225	
4.7		Height of overhead guard (cabin) ⁽⁶⁾	h ₆ (mm)	2549	
4.7.1		Cab height (open cab)	mm	2531	
4.8		Seat height/stand height ⁽³⁾	h ₇ (mm)	1547	
4.12		Coupling height	h ₁₀ (mm)	467	
4.19		Overall length	l ₁ (mm)	4770	
4.20		Length to face of forks	l ₂ (mm)	3570	
4.21		Overall width	b ₁ /b ₂ (mm)	2082	
4.22		Fork dimensions	s/e/l (mm)	60 / 150 / 1200	
4.23		Fork carriage DIN 15173, class/type A/B		IVA	
4.24		Fork carriage width ⁽⁵⁾	b ₃ (mm)	1980	
4.31		Ground clearance, laden, below mast	m ₁ (mm)	125	
4.32		Ground clearance, centre of wheelbase	m ₂ (mm)	253	
4.33		Aisle width with pallets 1000 long x 1200 crossways	Ast (mm)	4959	
4.34		Aisle width with pallets 800 wide x 1200 crossways	Ast (mm)	5154	
4.35		Turning radius (outer)	Wa (mm)	3145	
4.36	Inner turning radius	b ₁₃ (mm)	951		
4.41	90° intersecting aisle (With pallet W = 1200mm, L = 1000mm)	mm	2883		
4.42	Step Height (from ground to running board)	mm	321		
4.43	Step Height (between intermediate steps between running board and floor)	mm	256		
PERFORMANCE	5.1	Travel speed laden/unladen	km/h	21.9 / 23.1	24.3 / 25.8
	5.1.1	Travel speed, laden/unladen, backwards	km/h	21.9 / 23.1	21.9 / 23.1
	5.2	Lift speed, laden/unladen (2LFL)	m/sec	0.36 / 0.36	
	5.3	Lowering speed, laden/unladen (2LFL)	m/sec	0.41 / 0.37	
	5.5	Drawbar pull, laden/unladen @ 1.6 km/h	kN	33.1 / 27.4	44.5 / 27.4
	5.7	Gradeability, laden/unladen @ 1.6 km/h	%	18 / 25	24 / 25
	5.10	Service brake	Hydraulic		
ENGINE	7.1	Engine manufacturer/type	Kubota WG3800-L-E3		
	7.2	Engine power according to ISO1585	kW	71.6	
	7.3	Rated speed at max. power	rpm	2400	
	7.3.1	Torque at 1/min	Nm/min-1	285 / 2400	
	7.4	Number of cylinders/displacement	(-)/cm ³	6 / 4302	
	7.5	Fuel consumption according VDI cycle	l/hr	9.9	10.2
	7.10	Battery voltage/nominal capacity	(V)/(Ah)	12 / 132	
OTHER	8.1	Type of drive unit	Hydrodynamic		
	8.2	Manufacturer/Type	DANA		
	8.6	Wheel drive/drive axle manufacturer/type	DANA		
	8.1	Service brake	Hydraulic		
	8.1	Parking Brake	Hand Lever		
	10.1	Operating pressure for attachments (nominal relief pressure)	bar	155	
	10.2	Oil volume for attachments (nominal) ⁽⁷⁾	l/min	83.3	
	10.3	Hydraulic Tank - capacity (drain & refill)	litres	71.7	
	10.7	Sound level at driver's ear according DIN 12053 (without / with cab) ⁽¹⁾	dB (A) LPAZ	81 / 78	
	10.7.1	Sound power level during the drive cycle	dB (A) LWAZ	102	
10.7.2	Guaranteed sound power 2001/14/EC	dB (A) LWA	107		
10.8	Towing coupling, type DIN		Pin		

(6) h₆ subject to +/- 5 mm tolerance. 2549mm for Cab option

(7) Variable

Spec sheet truck based on: 3000mm TOF 2 stage LFL mast with 1980mm carriage, 1200mm forks

All values are nominal values and they are subject to tolerances.

VDI 2198 – GENERAL SPECIFICATIONS – VX SERIES

				Yale																	
				GDP 60VX																	
				Base				Value													
				Diesel																	
				Stage IIIA				Stage V													
				Kubota 3.6L				Kubota 3.6L Non-Cert													
				Electronic 2-Speed Powershift		Electronic 2-Speed Powershift with Soft Shift Power Reversal		Techtronix 332, 3-Speed		Electronic 2-Speed Powershift with Soft Shift Power Reversal		Techtronix 332, 3-Speed									
GENERAL	1.1	Manufacturer																			
	1.2	Model designation																			
	1.2.1	Model																			
	1.3	Drive																			
	1.3.1	CE Compliance / Emission Standard																			
	1.3.2	Engine																			
	1.3.3	Transmission																			
	1.3.4	Brake Type		Wet Brakes																	
	1.4	Operator type		Seated																	
	1.5	Rated capacity/rated load		Q (t)		6															
1.6	Load centre distance		c (mm)		600																
1.8	Load distance, centre of drive axle to fork		x (mm)		609																
1.9	Wheelbase		y (mm)		2235																
WEIGHT	2.1	Service weight (w/ std equipment: mast, carriage, forks, etc.)		kg		8994															
	2.2	Axle loading, laden front/rear		kg		13728 / 1468															
	2.3	Axle loading, unladen front/rear		kg		4172 / 4822															
TYRES	3.1	Tyres front/rear		Pneumatic																	
	3.2	Tyre size, front		8.25x15 14PR																	
	3.3	Tyre size, rear		8.25x15 14PR																	
	3.5	Number of wheels, front/rear (x = driven wheels)		4X / 2																	
	3.6	Tread, front		b ₁₀ (mm)		1847															
	3.7	Tread, rear		b ₁₁ (mm)		1536															
	DIMENSIONS	4.1	Tilt of mast/fork carriage, forward α /backward β		α / β (°)		5 / 10														
4.2		Height, mast lowered		h ₁ (mm)		2540															
4.3		Free lift ⁽²⁾		h ₂ (mm)		100															
4.4		Lift ⁽²⁾		h ₃ (mm)		2940															
4.5		Height, mast extended ⁽⁴⁾		h ₄ (mm)		4040															
4.7		Height of overhead guard (cabin) ⁽⁶⁾		h ₆ (mm)		2549															
4.7.1		Cab height (open cab)		mm		2531															
4.8		Seat height/stand height ⁽³⁾		h ₇ (mm)		1547															
4.12		Coupling height		h ₁₀ (mm)		467															
4.19		Overall length		l ₁ (mm)		4813															
4.20		Length to face of forks		l ₂ (mm)		3613															
4.21		Overall width		b ₁ /b ₂ (mm)		2082															
4.22		Fork dimensions		s/e/l (mm)		60 / 150 / 1200															
4.23		Fork carriage DIN 15173, class/type A/B				IVA															
4.24		Fork carriage width ⁽⁵⁾		b ₃ (mm)		1980															
4.31		Ground clearance, laden, below mast		m ₁ (mm)		160															
4.32		Ground clearance, centre of wheelbase		m ₂ (mm)		1876															
4.33		Aisle width with pallets 1000 long x 1200 crossways		Ast (mm)		125															
4.34	Aisle width with pallets 800 wide x 1200 crossways		Ast (mm)		253																
4.35	Turning radius (outer)		Wa (mm)		5129																
4.36	Inner turning radius		b ₁₃ (mm)		5329																
4.41	90° intersecting aisle (With pallet W = 1200mm, L = 1000mm)		mm		3320																
4.42	Step Height (from ground to running board)		mm		1271																
4.43	Step Height (between intermediate steps between running board and floor)		mm		2872																
PERFORMANCE	5.1	Travel speed laden/unladen		km/h		23.7 / 25.2		26.7		28.5		22.7		23.9		24.7		26.0			
	5.1.1	Travel speed, laden/unladen, backwards		km/h		23.7 / 25.2		23.7		23.7		22.7		23.9		20.5		21.7			
	5.2	Lift speed, laden/unladen (2LFL)		m/sec		0.46 / 0.52															
	5.3	Lowering speed, laden/unladen (2LFL)		m/sec		0.58 / 0.53															
	5.5	Drawbar pull, laden/unladen @ 1.6 km/h		kN		39.4		24.5		39.4		24.5		46.7		24.5		46.7		24.5	
	5.7	Gradeability, laden/unladen @ 1.6 km/h		%		27 / 29		33 / 29		37		29									
	5.10	Service brake				Hydraulic															
ENGINE	7.1	Engine manufacturer/type		Kubota V3600				Kubota V3800													
	7.2	Engine power according to ISO1585		kW		62.3				81.5											
	7.3	Rated speed at max. power		rpm		2400															
	7.3.1	Torque at 1/min		Nm/min-1		296 / 1600															
	7.4	Number of cylinders/displacement		(-)/cm ³		4 / 3620				4 / 3769											
	7.5	Fuel consumption according VDI cycle		l/hr		6.8				7.3		7.5									
	7.10	Battery voltage/nominal capacity		(V)/(Ah)		12 / 210															
OTHER	8.1	Type of drive unit		Hydrodynamic																	
	8.2	Manufacturer/Type		DANA																	
	8.6	Wheel drive/drive axle manufacturer/type		DANA																	
	8.1	Service brake		Hydraulic																	
	8.1	Parking Brake		Hand Lever																	
	10.1	Operating pressure for attachments (nominal relief pressure)		bar		155															
	10.2	Oil volume for attachments (nominal) ⁽⁷⁾		l/min		83.3															
	10.3	Hydraulic Tank - capacity (drain & refill)		litres		71.7															
	10.4	Fuel Tank - Capacity				74.8															
	10.7	Sound level at driver's ear according DIN 12053 (without / with cab) ⁽¹⁾		dB (A) LPAZ		80 / 80															
10.7.1	Sound power level during the drive cycle		dB (A) LWAZ		102		101														
10.7.2	Guaranteed sound power 2001/14/EC		dB (A) LWA		106																
10.8	Towing coupling, type DIN				Pin																

(1) Measured according to the test cycles and based on the weighting values contained in EN12053

(2) Bottom of forks

(3) Full suspension seat in depressed position

(4) Without load backrest

(5) Add 32mm with load backrest

VDI 2198 – GENERAL SPECIFICATIONS – VX SERIES

		Yale																			
		GDP 70VX																			
		Base					Value														
		Diesel																			
GENERAL	1.1	Manufacturer																			
	1.2	Model designation																			
	1.2.1	Model																			
	1.3	Drive																			
	1.3.1	CE Compliance / Emission Standard																			
1.3.2	Stage IIIA Kubota 3.6L					Stage V Kubota 3.6L Non-Cert															
1.3.3	Transmission		Electronic 2-Speed Powershift	Electronic 2-Speed Powershift with Soft Shift Power Reversal	Techtronix 332, 3-Speed			Electronic 2-Speed Powershift with Soft Shift Power Reversal	Techtronix 332, 3-Speed												
1.3.4	Brake Type																				
1.4	Operator type																				
1.5	Rated capacity/rated load																				
1.6	Load centre distance																				
1.8	Load distance, centre of drive axle to fork																				
1.9	Wheelbase																				
WEIGHT	2.1	Service weight (w/ std equipment: mast, carriage, forks, etc.)																			
	2.2	Axle loading, laden front/rear																			
	2.3	Axle loading, unladen front/rear																			
TYRES	3.1	Tyres front/rear																			
	3.2	Tyre size, front																			
	3.3	Tyre size, rear																			
	3.5	Number of wheels, front/rear (x = driven wheels)																			
	3.6	Tread, front																			
	3.7	Tread, rear																			
	DIMENSIONS	4.1	Tilt of mast/fork carriage, forward α /backward β																		
4.2		Height, mast lowered																			
4.3		Free lift ⁽²⁾																			
4.4		Lift ⁽²⁾																			
4.5		Height, mast extended ⁽⁴⁾																			
4.7		Height of overhead guard (cabin) ⁽⁶⁾																			
4.7.1		Cab height (open cab)																			
4.8		Seat height/stand height ⁽³⁾																			
4.12		Coupling height																			
4.19		Overall length																			
4.20		Length to face of forks																			
4.21		Overall width																			
4.22		Fork dimensions																			
4.23		Fork carriage DIN 15173, class/type A/B																			
4.24		Fork carriage width ⁽⁵⁾																			
4.31		Ground clearance, laden, below mast																			
4.32		Ground clearance, centre of wheelbase																			
4.33	Aisle width with pallets 1000 long x 1200 crossways																				
4.34	Aisle width with pallets 800 wide x 1200 crossways																				
4.35	Turning radius (outer)																				
4.36	Inner turning radius																				
4.41	90° intersecting aisle (With pallet W = 1200mm, L = 1000mm)																				
4.42	Step Height (from ground to running board)																				
4.43	Step Height (between intermediate steps between running board and floor)																				
PERFORMANCE	5.1	Travel speed laden/unladen																			
	5.1.1	Travel speed, laden/unladen, backwards																			
	5.2	Lift speed, laden/unladen (2LFL)																			
	5.3	Lowering speed, laden/unladen (2LFL)																			
	5.5	Drawbar pull, laden/unladen @ 1.6 km/h																			
	5.7	Gradeability, laden/unladen @ 1.6 km/h																			
	5.10	Service brake																			
ENGINE	7.1	Engine manufacturer/type																			
	7.2	Engine power according to ISO1585																			
	7.3	Rated speed at max. power																			
	7.3.1	Torque at 1/min																			
	7.4	Number of cylinders/displacement																			
	7.5	Fuel consumption according VDI cycle																			
	7.10	Battery voltage/nominal capacity																			
OTHER	8.1	Type of drive unit																			
	8.2	Manufacturer/Type																			
	8.6	Wheel drive/drive axle manufacturer/type																			
	8.1	Service brake																			
	8.1	Parking Brake																			
	10.1	Operating pressure for attachments (nominal relief pressure)																			
	10.2	Oil volume for attachments (nominal) ⁽⁷⁾																			
	10.3	Hydraulic Tank - capacity (drain & refill)																			
	10.4	Fuel Tank - Capacity																			
	10.7	Sound level at driver's ear according DIN 12053 (without / with cab) ⁽¹⁾																			
10.7.1	Sound power level during the drive cycle																				
10.7.2	Guaranteed sound power 2001/14/EC																				
10.8	Towing coupling, type DIN																				
		Wet Brakes																			
		Seated																			
		7																			
		600																			
		609																			
		2235																			
		9505																			
		14828 / 1677																			
		4041 / 5464																			
		Pneumatic																			
		8.25x15 14PR																			
		8.25x15 14PR																			
		4X / 2																			
		1847																			
		1536																			
		5 / 10																			
		2540																			
		100																			
		2940																			
		4040																			
		2549																			
		2531																			
		1547																			
		467																			
		4877																			
		3677																			
		2082																			
		60 / 150 / 1200																			
		IVA																			
		1980																			
		160																			
		1876																			
		125																			
		253																			
		5197																			
		5397																			
		3388																			
		1271																			
		2903																			
		23.5		21.7		23.5		23.9		26.5		23.6		22.6		26.0		24.5		23.6	
		23.5		21.7		23.5		23.9		23.5		21.7		22.6		21.7		20.4		21.7	
		0.40 / 0.46										0.46		0.52		0.46		0.52			
		0.58 / 0.53																			
		39.2 / 23.8				37.1		23.8		46.7		23.8		51.2		23.8					
		25 / 26				24		26		30		26		33		26					
		Hydraulic																			
		Kubota V3600					Kubota V3800														
		62.3																			
		81.5																			
		2400																			
		296 / 1600																			
		4 / 3620																			
		7.683122301					9.1					8.1		8.4							
		12 / 210																			
		Hydrodynamic																			
		DANA																			
		DANA																			
		Hydraulic																			
		Hand Lever																			
		155																			
		83.3																			
		71.7																			
		74.8																			
		80 / 80																			
		102					101														
		106																			
		Pin																			

(6) h₆ subject to +/- 5 mm tolerance. 2549mm for Cab option

(7) Variable

Spec sheet truck based on: 3000mm TOF 2 stage LFL mast with 1980mm carriage, 1200mm forks

All values are nominal values and they are subject to tolerances.

VDI 2198 – GENERAL SPECIFICATIONS – VX SERIES

		Yale											
		GDP 70SVX											
		Base				Value							
		Diesel											
GENERAL	1.1	Manufacturer											
	1.2	Model designation											
	1.2.1	Model											
	1.3	Drive		Diesel									
	1.3.1	CE Compliance / Emission Standard		Stage IIIA				Stage V					
1.3.2	Engine		Kubota 3.6L				Kubota 3.6L Non-Cert						
1.3.3	Transmission		Electronic 2-Speed Powershift	Electronic 2-Speed Powershift with Soft Shift Power Reversal	Techtronix 332, 3-Speed	Electronic 2-Speed Powershift with Soft Shift Power Reversal	Techtronix 332, 3-Speed						
1.3.4	Brake Type		Wet Brakes										
1.4	Operator type		Seated										
1.5	Rated capacity/rated load		Q (t)		7								
1.6	Load centre distance		c (mm)		600								
1.8	Load distance, centre of drive axle to fork		x (mm)		609								
1.9	Wheelbase		y (mm)		2235								
WEIGHT	2.1	Service weight (w/ std equipment: mast, carriage, forks, etc.)		kg		10191							
	2.2	Axle loading, laden front/rear		kg		14909 / 2282							
	2.3	Axle loading, unladen front/rear		kg		4122 / 6069							
TYRES	3.1	Tyres front/rear		Pneumatic									
	3.2	Tyre size, front		8.25x15 14PR									
	3.3	Tyre size, rear		8.25x15 14PR									
	3.5	Number of wheels, front/rear (x = driven wheels)		4X / 2									
	3.6	Tread, front		b ₁₀ (mm)		1847							
	3.7	Tread, rear		b ₁₁ (mm)		1536							
	DIMENSIONS	4.1	Tilt of mast/fork carriage, forward α /backward β		α / β (°)		5 / 10						
4.2		Height, mast lowered		h ₁ (mm)		2540							
4.3		Free lift ⁽²⁾		h ₂ (mm)		100							
4.4		Lift ⁽²⁾		h ₃ (mm)		2940							
4.5		Height, mast extended ⁽⁴⁾		h ₄ (mm)		4040							
4.7		Height of overhead guard (cabin) ⁽⁶⁾		h ₆ (mm)		2549							
4.7.1		Cab height (open cab)		mm		2531							
4.8		Seat height/stand height ⁽³⁾		h ₇ (mm)		1547							
4.12		Coupling height		h ₁₀ (mm)		467							
4.19		Overall length		l ₁ (mm)		4695							
4.20		Length to face of forks		l ₂ (mm)		3495							
4.21		Overall width		b ₁ /b ₂ (mm)		2082							
4.22		Fork dimensions		s/e/l (mm)		60 / 150 / 1200							
4.23		Fork carriage DIN 15173, class/type A/B		IVA									
4.24		Fork carriage width ⁽⁵⁾		b ₃ (mm)		1980							
4.31		Ground clearance, laden, below mast		m ₁ (mm)		160							
4.32		Ground clearance, centre of wheelbase		m ₂ (mm)		1876							
4.33	Aisle width with pallets 1000 long x 1200 crossways		Ast (mm)		125								
4.34	Aisle width with pallets 800 wide x 1200 crossways		Ast (mm)		253								
4.35	Turning radius (outer)		Wa (mm)		4889								
4.36	Inner turning radius		b ₁₃ (mm)		5089								
4.41	90° intersecting aisle (With pallet W = 1200mm, L = 1000mm)		mm		3080								
4.42	Step Height (from ground to running board)		mm		951								
4.43	Step Height (between intermediate steps between running board and floor)		mm		2883								
PERFORMANCE	5.1	Travel speed laden/unladen		km/h		24.3 / 26	26.3	28.3	21.6	22.5	23.5	24.5	
	5.1.1	Travel speed, laden/unladen, backwards		km/h		24.3 / 26		24.3	24.3	21.6	22.5	21.6	20.3
	5.2	Lift speed, laden/unladen (2LFL)		m/sec		0.40 / 0.46				0.47 / 0.46			
	5.3	Lowering speed, laden/unladen (2LFL)		m/sec		0.58 / 0.53				0.53 / 0.58			
	5.5	Drawbar pull, laden/unladen @ 1.6 km/h		kN		37.8 / 24.3		46.7	24.3	24.3	46.7	24.3	51.2
	5.7	Gradeability, laden/unladen @ 1.6 km/h		%		23 / 25		29	25	25	29	25	32
	5.10	Service brake		Hydraulic									
ENGINE	7.1	Engine manufacturer/type		Kubota V3600				Kubota V3800					
	7.2	Engine power according to ISO1585		kW		62.3				81.5			
	7.3	Rated speed at max. power		rpm									
	7.3.1	Torque at 1/min		Nm/min-1									
	7.4	Number of cylinders/displacement		(-)/cm ³				2400					
	7.5	Fuel consumption according VDI cycle		l/hr				296 / 1600					
	7.10	Battery voltage/nominal capacity		8.139442139				9.7		8.5		8.3	
7.10			(V)/(Ah)										
7.10			12 / 210										
OTHER	8.1	Type of drive unit		Hydrodynamic									
	8.2	Manufacturer/Type		DANA									
	8.6	Wheel drive/drive axle manufacturer/type		DANA									
	8.1	Service brake		Hydraulic									
	8.1	Parking Brake		Hand Lever									
	10.1	Operating pressure for attachments (nominal relief pressure)		bar		155							
	10.2	Oil volume for attachments (nominal) ⁽⁷⁾		l/min		83.3							
	10.3	Hydraulic Tank - capacity (drain & refill)		litres		71.7							
	10.4	Fuel Tank - Capacity		litres		74.8							
	10.7	Sound level at driver's ear according DIN 12053 (without / with cab) ⁽¹⁾		dB (A) LPAZ		80 / 80							
	10.7.1	Sound power level during the drive cycle		dB (A) LWAZ		102		101					
10.7.2	Guaranteed sound power 2001/14/EC		dB (A) LWA		106								
10.8	Towing coupling, type DIN		Pin		Pin								

(1) Measured according to the test cycles and based on the weighting values contained in EN12053

(2) Bottom of forks

(3) Full suspension seat in depressed position

(4) Without load backrest

(5) Add 32mm with load backrest

VDI 2198 – GENERAL SPECIFICATIONS – VX SERIES

		Yale	
		GDP 70SVX9	
		Base	Value
GENERAL	1.1	Manufacturer	
	1.2	Model designation	
	1.2.1	Model	Base
	1.3	Drive	Diesel
	1.3.1	CE Compliance / Emission Standard	Stage IIIA
	1.3.2	Engine	Kubota 3.6L
	1.3.3	Transmission	Electronic 2-Speed Powershift with Soft Shift Power Reversal
	1.3.4	Brake Type	Wet Brakes
	1.4	Operator type	Seated
	1.5	Rated capacity/rated load	7
1.6	Load centre distance	900	
1.8	Load distance, centre of drive axle to fork	614	
1.9	Wheelbase	2235	
WEIGHT	2.1	Service weight (w/ std equipment: mast, carriage, forks, etc.)	11884
	2.2	Axle loading, laden front/rear	16639 / 2337
	2.3	Axle loading, unladen front/rear	4783 / 7101
TYRES	3.1	Tyres front/rear	Pneumatic
	3.2	Tyre size, front	8.25x15 14PR
	3.3	Tyre size, rear	8.25x15 14PR
	3.5	Number of wheels, front/rear (x = driven wheels)	4X / 2
	3.6	Tread, front	1847
	3.7	Tread, rear	1536
	DIMENSIONS	4.1	Tilt of mast/fork carriage, forward α /backward β
4.2		Height, mast lowered	h ₁ (mm)
4.3		Free lift ⁽²⁾	h ₂ (mm)
4.4		Lift ⁽²⁾	h ₃ (mm)
4.5		Height, mast extended ⁽⁴⁾	h ₄ (mm)
4.7		Height of overhead guard (cabin) ⁽⁶⁾	h ₆ (mm)
4.7.1		Cab height (open cab)	mm
4.8		Seat height/stand height ⁽³⁾	h ₇ (mm)
4.12		Coupling height	h ₁₀ (mm)
4.19		Overall length	l ₁ (mm)
4.20		Length to face of forks	l ₂ (mm)
4.21		Overall width	b ₁ /b ₂ (mm)
4.22		Fork dimensions	s/e/l (mm)
4.23		Fork carriage DIN 15173, class/type A/B	60 / 150 / 1200
4.24		Fork carriage width ⁽⁵⁾	IVA
4.31		Ground clearance, laden, below mast	b ₃ (mm)
4.32		Ground clearance, centre of wheelbase	m ₁ (mm)
4.33		Aisle width with pallets 1000 long x 1200 crossways	160
4.34		Aisle width with pallets 800 wide x 1200 crossways	m ₂ (mm)
4.35	Turning radius (outer)	1876	
4.36	Inner turning radius	A _{st} (mm)	
4.41	90° intersecting aisle (With pallet W = 1200mm, L = 1000mm)	125	
4.42	Step Height (from ground to running board)	A _{st} (mm)	
4.43	Step Height (between intermediate steps between running board and floor)	253	
PERFORMANCE	5.1	Travel speed laden/unladen	W _a (mm)
	5.1.1	Travel speed, laden/unladen, backwards	b ₁₃ (mm)
	5.2	Lift speed, laden/unladen (2LFL)	5159
	5.3	Lowering speed, laden/unladen (2LFL)	3145
	5.5	Drawbar pull, laden/unladen @ 1.6 km/h	mm
	5.7	Gradeability, laden/unladen @ 1.6 km/h	951
	5.10	Service brake	2883
ENGINE	7.1	Engine manufacturer/type	24 / 25.8
	7.2	Engine power according to ISO1585	26.0 / 28.1
	7.3	Rated speed at max. power	22.3 / 23.7
	7.3.1	Torque at 1/min	24.0 / 24.0
	7.4	Number of cylinders/displacement	22.3 / 23.7
	7.5	Fuel consumption according VDI cycle	24.3 / 25.8
	7.10	Battery voltage/nominal capacity	20.1 / 21.4
OTHER	8.1	Type of drive unit	0.32
	8.2	Manufacturer/Type	0.41 / 0.37
	8.6	Wheel drive/drive axle manufacturer/type	0.41 / 0.37
	8.1	Service brake	0.41 / 0.37
	8.1	Parking Brake	0.41 / 0.37
	10.1	Operating pressure for attachments (nominal relief pressure)	0.41 / 0.37
	10.2	Oil volume for attachments (nominal) ⁽⁷⁾	0.41 / 0.37
	10.3	Hydraulic Tank - capacity (drain & refill)	0.41 / 0.37
	10.4	Fuel Tank - Capacity	0.41 / 0.37
	10.7	Sound level at driver's ear according DIN 12053 (without / with cab) ⁽¹⁾	0.41 / 0.37
10.7.1	Sound power level during the drive cycle	0.41 / 0.37	
10.7.2	Guaranteed sound power 2001/14/EC	0.41 / 0.37	
10.8	Towing coupling, type DIN	0.41 / 0.37	

(6) h₆ subject to +/- 5 mm tolerance. 2549mm for Cab option

(7) Variable

Spec sheet truck based on: 3000mm TOF 2 stage LFL mast with 1980mm carriage, 1200mm forks

All values are nominal values and they are subject to tolerances.

VDI 2198 – GENERAL SPECIFICATIONS – VX SERIES

		Yale								
GENERAL	1.1	Manufacturer	GDP 80SVX							
	1.2	Model designation								
	1.2.1	Model	Base	Value						
	1.3	Drive	Diesel							
	1.3.1	CE Compliance / Emission Standard	Stage IIIA							
	1.3.2	Engine	Kubota 3.6L							
			Kubota 3.6L Non-Cert							
	1.3.3	Transmission	Electronic 2-Speed Powershift	Electronic 2-Speed Powershift with Soft Shift Power Reversal	Techtronix 332, 3-Speed	Electronic 2-Speed Powershift with Soft Shift Power Reversal	Techtronix 332, 3-Speed			
	1.3.4	Brake Type	Wet Brakes							
	1.4	Operator type	Seated							
1.5	Rated capacity/rated load	Q (t)		8						
1.6	Load centre distance	c (mm)		600						
1.8	Load distance, centre of drive axle to fork	x (mm)		614						
1.9	Wheelbase	y (mm)		2235						
WEIGHT	2.1	Service weight (w/ std equipment: mast, carriage, forks, etc.)	kg		11466					
	2.2	Axle loading, laden front/rear	kg		16955 / 2511					
	2.3	Axle loading, unladen front/rear	kg		4654 / 6812					
TYRES	3.1	Tyres front/rear	Pneumatic							
	3.2	Tyre size, front	8.25x15 14PR							
	3.3	Tyre size, rear	8.25x15 14PR							
	3.5	Number of wheels, front/rear (x = driven wheels)	4X / 2							
	3.6	Tread, front	b ₁₀ (mm)		1847					
	3.7	Tread, rear	b ₁₁ (mm)		1536					
	DIMENSIONS	4.1	Tilt of mast/fork carriage, forward α /backward β	α / β (°)		5 / 9				
4.2		Height, mast lowered	h ₁ (mm)		2712					
4.3		Free lift ⁽²⁾	h ₂ (mm)		0					
4.4		Lift ⁽²⁾	h ₃ (mm)		3000					
4.5		Height, mast extended ⁽⁴⁾	h ₄ (mm)		4225					
4.7		Height of overhead guard (cabin) ⁽⁶⁾	h ₆ (mm)		2549					
4.7.1		Cab height (open cab)	mm		2531					
4.8		Seat height/stand height ⁽³⁾	h ₇ (mm)		1547					
4.12		Coupling height	h ₁₀ (mm)		467					
4.19		Overall length	l ₁ (mm)		4770					
4.20		Length to face of forks	l ₂ (mm)		3570					
4.21		Overall width	b ₁ /b ₂ (mm)		2082					
4.22		Fork dimensions	s/e/l (mm)		60 / 150 / 1200					
4.23		Fork carriage DIN 15173, class/type A/B	IVA							
4.24		Fork carriage width ⁽⁵⁾	b ₃ (mm)		1980					
4.31		Ground clearance, laden, below mast	m ₁ (mm)		160					
4.32		Ground clearance, centre of wheelbase	m ₂ (mm)		1876					
4.33	Aisle width with pallets 1000 long x 1200 crossways	Ast (mm)		125						
4.34	Aisle width with pallets 800 wide x 1200 crossways	Ast (mm)		253						
4.35	Turning radius (outer)	Wa (mm)		4959						
4.36	Inner turning radius	b ₁₃ (mm)		5154						
4.41	90° intersecting aisle (With pallet W = 1200mm, L = 1000mm)	mm		3145						
4.42	Step Height (from ground to running board)	mm		951						
4.43	Step Height (between intermediate steps between running board and floor)	mm		2883						
PERFORMANCE	5.1	Travel speed laden/unladen	24 / 25.8	26.0	28.1	22.3	23.7	24.3	25.8	
	5.1.1	Travel speed, laden/unladen, backwards	24 / 25.8	24.0	24.0	22.3	23.7	20.1	21.4	
	5.2	Lift speed, laden/unladen (2LFL)	0.31 / 0.32		0.43		0.45	0.43	0.45	
	5.3	Lowering speed, laden/unladen (2LFL)	m/sec		0.41 / 0.37					
	5.5	Drawbar pull, laden/unladen @ 1.6 km/h	kN		37.4 / 27.4		46.7 / 27.4		51.2	27.4
	5.7	Gradeability, laden/unladen @ 1.6 km/h	%		20 / 25	25	25	25	28	25
	5.10	Service brake	Hydraulic							
ENGINE	7.1	Engine manufacturer/type	Kubota V3600		Kubota V3800					
	7.2	Engine power according to ISO1585	kW		62.3		81.5			
	7.3	Rated speed at max. power	rpm		2400					
	7.3.1	Torque at 1/min	Nm/min-1		296 / 1600					
	7.4	Number of cylinders/displacement	(-)/cm ³		4 / 3620		4 / 3769			
	7.5	Fuel consumption according VDI cycle	l/hr		9.703967298		11.5		10.0	10.4
	7.10	Battery voltage/nominal capacity	(V)/(Ah)		12 / 210					
OTHER	8.1	Type of drive unit	Hydrodynamic							
	8.2	Manufacturer/Type	DANA							
	8.6	Wheel drive/drive axle manufacturer/type	DANA							
	8.1	Service brake	Hydraulic							
	8.1	Parking Brake	Hand Lever							
	10.1	Operating pressure for attachments (nominal relief pressure)	bar		155					
	10.2	Oil volume for attachments (nominal) ⁽⁷⁾	l/min		83.3					
	10.3	Hydraulic Tank - capacity (drain & refill)	litres		71.7					
	10.4	Fuel Tank - Capacity	litres		74.8					
	10.7	Sound level at driver's ear according DIN 12053 (without / with cab) ⁽¹⁾	dB (A) LPAZ		80 / 80					
10.7.1	Sound power level during the drive cycle	dB (A) LWAZ		102		101				
10.7.2	Guaranteed sound power 2001/14/EC	dB (A) LWA		106						
10.8	Towing coupling, type DIN	Pin								

(1) Measured according to the test cycles and based on the weighting values contained in EN12053

(2) Bottom of forks

(3) Full suspension seat in depressed position

(4) Without load backrest

(5) Add 32mm with load backrest

VDI 2198 – GENERAL SPECIFICATIONS – VX SERIES

		Yale														
		GDP 60VX														
		Base				Value				Productivity						
GENERAL	1.1	Manufacturer	Yale													
	1.2	Model designation	GDP 60VX													
	1.2.1	Model	Base				Value				Productivity					
	1.3	Drive	Diesel													
	1.3.1	CE Compliance / Emission Standard	Stage V													
	1.3.2	Engine	Kubota 3.8L													
	1.3.3	Transmission	Electronic 2-Speed Powershift with Soft Shift Power Reversal				Techtronix 332, 3-Speed				Techtronix 332+, 3-Speed					
	1.3.4	Brake Type	Wet Brakes													
	1.4	Operator type	Seated													
	1.5	Rated capacity/rated load	Q (t)	6												
1.6	Load centre distance	c (mm)	600													
1.8	Load distance, centre of drive axle to fork	x (mm)	609													
1.9	Wheelbase	y (mm)	2235													
WEIGHT	2.1	Service weight (w/ std equipment: mast, carriage, forks, etc.)	kg 8994													
	2.2	Axle loading, laden front/rear	kg 13728 / 1468													
	2.3	Axle loading, unladen front/rear	kg 4172 / 4822													
TYRES	3.1	Tyres front/rear	Pneumatic													
	3.2	Tyre size, front	8.25x15 14PR													
	3.3	Tyre size, rear	8.25x15 14PR													
	3.5	Number of wheels, front/rear (x = driven wheels)	4X / 2													
	3.6	Tread, front	b ₁₀ (mm)	1847												
	3.7	Tread, rear	b ₁₁ (mm)	1536												
	DIMENSIONS	4.1	Tilt of mast/fork carriage, forward α /backward β	α / β (°)	5 / 10											
4.2		Height, mast lowered	h ₁ (mm)	2540												
4.3		Free lift ⁽²⁾	h ₂ (mm)	100												
4.4		Lift ⁽²⁾	h ₃ (mm)	2940												
4.5		Height, mast extended ⁽⁴⁾	h ₄ (mm)	4040												
4.7		Height of overhead guard (cabin) ⁽⁶⁾	h ₆ (mm)	2549												
4.7.1		Cab height (open cab)	mm	2531												
4.8		Seat height/stand height ⁽³⁾	h ₇ (mm)	1547												
4.12		Coupling height	h ₁₀ (mm)	467												
4.19		Overall length	l ₁ (mm)	4813												
4.20		Length to face of forks	l ₂ (mm)	3613												
4.21		Overall width	b ₁ /b ₂ (mm)	2082												
4.22		Fork dimensions	s/e/l (mm)	60 / 150 / 1200												
4.23		Fork carriage DIN 15173, class/type A/B		IVA												
4.24		Fork carriage width ⁽⁵⁾	b ₃ (mm)	1980												
4.24.1		Fork Spacing -Std Carriage - Minimum Inside to inside edge	m ₁ (mm)	160												
4.24.1		Fork Spacing -Std Carriage - Maximum outside to outside edge	m ₂ (mm)	1876												
4.31		Ground clearance, laden, below mast	Ast (mm)	125												
4.32		Ground clearance, centre of wheelbase	Ast (mm)	253												
4.33		Aisle width with pallets 1000 long x 1200 crossways	Wa (mm)	5129												
4.34	Aisle width with pallets 800 wide x 1200 crossways	b ₁₃ (mm)	5329													
4.35	Turning radius (outer)	mm	3320													
4.36	Inner turning radius	mm	1271													
4.41	90° intersecting aisle (With pallet W = 1200mm, L = 1000mm)		2872													
4.42	Step Height (from ground to running board)		321													
4.43	Step Height (between intermediate steps between running board and floor)	mm	256													
PERFORMANCE	5.1	Travel speed laden/unladen	km/h	20.5	21.7	22.7	23.9	22.3	23.6	24.7	26.0	22.3	23.6	24.7	26.0	
	5.1.1	Travel speed, laden/unladen, backwards	km/h	20.5	21.7	22.7	23.9									20.5 / 21.7
	5.2	Lift speed, laden/unladen (2LFL)	m/sec	0.45	0.47	0.52	0.52	0.45	0.47	0.52	0.52	0.45	0.47	0.52	0.52	
	5.3	Lowering speed, laden/unladen (2LFL)	m/sec	0.58 / 0.53												
	5.5	Drawbar pull, laden/unladen @ 1.6 km/h	kN	36.1	24.5	46.7	24.5									51.2 / 24.5
	5.7	Gradeability, laden/unladen @ 1.6 km/h	%	25	29	33	29	37	39							37 / 29
	5.10	Service brake		Hydrodynamic												
ENGINE	7.1	Engine manufacturer/type	Kubota V3800													
	7.2	Engine power according to ISO1585	kW	55	82	55	82	55	82							
	7.3	Rated speed at max. power	rpm	2200	2400	2200	2400	2200	2400							
	7.3.1	Torque at 1/min	Nm/min-1	308.5	1400	373.1	1600	308.5	1400	373.1	1600	308.5	1400	373.1	1600	
	7.4	Number of cylinders/displacement	(-)/cm ³	4/3769												
	7.5	Fuel consumption according VDI cycle	l/hr	6.7	7.3	7.0	7.5	7.0	7.5							
	7.10	Battery voltage/nominal capacity	(V)/(Ah)	12 / 210												
OTHER	8.1	Type of drive unit	Hydrodynamic													
	8.2	Manufacturer/Type	DANA													
	8.6	Wheel drive/drive axle manufacturer/type	DANA													
	8.1	Service brake	Hydraulic													
	8.1	Parking Brake	Hand Lever													
	10.1	Operating pressure for attachments (nominal relief pressure)	bar	155												
	10.2	Oil volume for attachments (nominal) ⁽⁷⁾	l/min	83.3												
	10.3	Hydraulic Tank - capacity (drain & refill)	litres	71.7												
	10.4	Fuel Tank - Capacity		74.8												
	10.7	Sound level at driver's ear according DIN 12053 (without / with cab) ⁽¹⁾	dB (A) LPAZ	77 / 77	79 / 79	77 / 77	79 / 79	77 / 77	79 / 79	77 / 77	79 / 79	77 / 77	79 / 79	77 / 77	79 / 79	
10.7.1	Sound power level during the drive cycle	dB (A) LWAZ	101													
10.7.2	Guaranteed sound power 2001/14/EC	dB (A) LWA	105													
10.8	Towing coupling, type DIN		Pin													

(6) h₆ subject to +/- 5 mm tolerance. 2549mm for Cab option

(7) Variable

Spec sheet truck based on: 3000mm TOF 2 stage LFL mast with 1980mm carriage, 1200mm forks

All values are nominal values and they are subject to tolerances.

VDI 2198 – GENERAL SPECIFICATIONS – VX SERIES

GENERAL																									
1.1	Manufacturer	Yale																							
1.2	Model designation	GDP 70VX																							
1.2.1	Model	Base				Value				Productivity															
1.3	Drive	Diesel																							
1.3.1	CE Compliance / Emission Standard	Stage V																							
1.3.2	Engine	Kubota 3.8L																							
1.3.3	Transmission	Electronic 2-Speed Powershift with Soft Shift Power Reversal				Techtronix 332, 3-Speed				Techtronix 332+, 3-Speed															
1.3.4	Brake Type	Wet Brakes																							
1.4	Operator type	Seated																							
1.5	Rated capacity/rated load	7																							
1.6	Load centre distance	c (mm) 600																							
1.8	Load distance, centre of drive axle to fork	x (mm) 609																							
1.9	Wheelbase	y (mm) 2235																							
WEIGHT																									
2.1	Service weight (w/ std equipment: mast, carriage, forks, etc.)	10191				14909 / 2282				9505															
2.2	Axle loading, laden front/rear																								
2.3	Axle loading, unladen front/rear																								
TYRES																									
3.1	Tyres front/rear	Pneumatic																							
3.2	Tyre size, front	8.25x15 14PR																							
3.3	Tyre size, rear	8.25x15 14PR																							
3.5	Number of wheels, front/rear (x = driven wheels)	4X / 2																							
3.6	Tread, front	b ₁₀ (mm) 1847																							
3.7	Tread, rear	b ₁₁ (mm) 1536																							
DIMENSIONS																									
4.1	Tilt of mast/fork carriage, forward α / backward β	α / β (°) 5 / 10																							
4.2	Height, mast lowered	h ₁ (mm) 2540																							
4.3	Free lift ⁽²⁾	h ₂ (mm) 100																							
4.4	Lift ⁽²⁾	h ₃ (mm) 2940																							
4.5	Height, mast extended ⁽⁴⁾	h ₄ (mm) 4040																							
4.7	Height of overhead guard (cabin) ⁽⁶⁾	h ₆ (mm) 2549																							
4.7.1	Cab height (open cab)	mm 2531																							
4.8	Seat height/stand height ⁽³⁾	h ₇ (mm) 1547																							
4.12	Coupling height	h ₁₀ (mm) 467																							
4.19	Overall length	l ₁ (mm) 4877																							
4.20	Length to face of forks	l ₂ (mm) 3677																							
4.21	Overall width	b ₁ /b ₂ (mm) 2082																							
4.22	Fork dimensions	s/e/l (mm) 60 / 150 / 1200																							
4.23	Fork carriage DIN 15173, class/type A/B	IVA																							
4.24	Fork carriage width ⁽⁵⁾	b ₃ (mm) 1980																							
4.24.1	Fork Spacing -Std Carriage - Minimum Inside to inside edge	m ₁ (mm) 160																							
4.24.1	Fork Spacing -Std Carriage - Maximum outside to outside edge	m ₂ (mm) 1876																							
4.31	Ground clearance, laden, below mast	Ast (mm) 125																							
4.32	Ground clearance, centre of wheelbase	Ast (mm) 253																							
4.33	Aisle width with pallets 1000 long x 1200 crossways	Wa (mm) 5197																							
4.34	Aisle width with pallets 800 wide x 1200 crossways	b ₁₃ (mm) 5397																							
4.35	Turning radius (outer)	mm 3388																							
4.36	Inner turning radius	mm 1271																							
4.41	90° intersecting aisle (With pallet W = 1200mm, L = 1000mm)	2903																							
4.42	Step Height (from ground to running board)	321																							
4.43	Step Height (between intermediate steps between running board and floor)	mm 256																							
PERFORMANCE																									
5.1	Travel speed laden/unladen	20.4		21.6		22.6		23.8		22.2		23.6		24.5		26.0		22.2		23.6		24.5		26.0	
5.1.1	Travel speed, laden/unladen, backwards	km/h 23.5 / 25.1																							
5.2	Lift speed, laden/unladen (2LFL)	0.35		0.47		0.46		0.52		0.35		0.47		0.46		0.52		0.35		0.47		0.46		0.52	
5.3	Lowering speed, laden/unladen (2LFL)	m/sec 0.58 / 0.53																							
5.5	Drawbar pull, laden/unladen @ 1.6 km/h	35.9		23.8		46.7		23.8		51.1		23.8		51.2		23.8		51.1		23.8		51.2		23.8	
5.7	Gradeability, laden/unladen @ 1.6 km/h	23		26		30		26		33		26		33		26		33		26		33		26	
5.10	Service brake	Hydrodynamic																							
ENGINE																									
7.1	Engine manufacturer/type	Kubota V3800																							
7.2	Engine power according to ISO1585	55		82		55		82		55		82		55		82		55		82		55		82	
7.3	Rated speed at max. power	rpm 2200																							
7.3.1	Torque at 1/min	308.5		1400		373.1		1600		308.5		1400		373.1		1600		308.5		1400		373.1		1600	
7.4	Number of cylinders/displacement	(-)/cm ³ 4/3769																							
7.5	Fuel consumption according VDI cycle	l/hr 7.5																							
7.10	Battery voltage/nominal capacity	7.5		8.1		7.8		8.4		7.8		8.4		7.8		8.4		7.8		8.4		7.8		8.4	
7.10	Battery voltage/nominal capacity	(V)/(Ah) 12 / 210																							
OTHER																									
8.1	Type of drive unit	Hydrodynamic																							
8.2	Manufacturer/Type	DANA																							
8.6	Wheel drive/drive axle manufacturer/type	DANA																							
8.1	Service brake	Hydraulic																							
8.1	Parking Brake	Hand Lever																							
10.1	Operating pressure for attachments (nominal relief pressure)	bar 155																							
10.2	Oil volume for attachments (nominal) ⁽⁷⁾	l/min 83.3																							
10.3	Hydraulic Tank - capacity (drain & refill)	litres 71.7																							
10.4	Fuel Tank - Capacity	74.8																							
10.7	Sound level at driver's ear according DIN 12053 (without / with cab) ⁽¹⁾	77 / 77		79 / 79		77 / 77		79 / 79		77 / 77		79 / 79		77 / 77		79 / 79		77 / 77		79 / 79		77 / 77		79 / 79	
10.7.1	Sound power level during the drive cycle	dB (A) LPAZ 101																							
10.7.2	Guaranteed sound power 2001/14/EC	dB (A) LWA 105																							
10.8	Towing coupling, type DIN	Pin																							

(1) Measured according to the test cycles and based on the weighting values contained in EN12053

(2) Bottom of forks

(3) Full suspension seat in depressed position

(4) Without load backrest

(5) Add 32mm with load backrest

VDI 2198 – GENERAL SPECIFICATIONS – VX SERIES

		Yale														
		GDP 70SVX														
GENERAL	1.1	Manufacturer														
	1.2	Model designation														
	1.2.1	Model	Base				Value				Productivity					
	1.3	Drive	Diesel													
	1.3.1	CE Compliance / Emission Standard	Stage V													
	1.3.2	Engine	Kubota 3.8L													
	1.3.3	Transmission	Electronic 2-Speed Powershift with Soft Shift Power Reversal				Techtronix 332, 3-Speed				Techtronix 332+, 3-Speed					
	1.3.4	Brake Type	Wet Brakes													
	1.4	Operator type	Seated													
	1.5	Rated capacity/rated load	7													
1.6	Load centre distance	Q (t)		600												
1.8	Load distance, centre of drive axle to fork	c (mm)		609												
1.9	Wheelbase	x (mm)		2235												
		y (mm)		2235												
WEIGHT	2.1	Service weight (w/ std equipment: mast, carriage, forks, etc.)	kg		10191											
	2.2	Axle loading, laden front/rear	kg		14909 / 2282											
	2.3	Axle loading, unladen front/rear	kg		4122 / 6069											
TYRES	3.1	Tyres front/rear	Pneumatic													
	3.2	Tyre size, front	8.25x15 14PR													
	3.3	Tyre size, rear	8.25x15 14PR													
	3.5	Number of wheels, front/rear (x = driven wheels)	4X / 2													
	3.6	Tread, front	b ₁₀ (mm)		1847											
	3.7	Tread, rear	b ₁₁ (mm)		1536											
					1536											
DIMENSIONS	4.1	Tilt of mast/fork carriage, forward α /backward β	α / β (°)		5 / 10											
	4.2	Height, mast lowered	h ₁ (mm)		2540											
	4.3	Free lift ⁽²⁾	h ₂ (mm)		100											
	4.4	Lift ⁽²⁾	h ₃ (mm)		2940											
	4.5	Height, mast extended ⁽⁴⁾	h ₄ (mm)		4040											
	4.7	Height of overhead guard (cabin) ⁽⁶⁾	h ₆ (mm)		2549											
	4.7.1	Cab height (open cab)	mm		2531											
	4.8	Seat height/stand height ⁽³⁾	h ₇ (mm)		1547											
	4.12	Coupling height	h ₁₀ (mm)		467											
	4.19	Overall length	l ₁ (mm)		4695											
	4.20	Length to face of forks	l ₂ (mm)		3495											
	4.21	Overall width	b ₁ /b ₂ (mm)		2082											
	4.22	Fork dimensions	s/e/l (mm)		60 / 150 / 1200											
	4.23	Fork carriage DIN 15173, class/type A/B			IVA											
	4.24	Fork carriage width ⁽⁵⁾	b ₃ (mm)		1980											
	4.24.1	Fork Spacing -Std Carriage - Minimum Inside to inside edge	m ₁ (mm)		160											
	4.24.1	Fork Spacing -Std Carriage - Maximum outside to outside edge	m ₂ (mm)		1876											
	4.31	Ground clearance, laden, below mast	Ast (mm)		125											
	4.32	Ground clearance, centre of wheelbase	Ast (mm)		253											
	4.33	Aisle width with pallets 1000 long x 1200 crossways	Wa (mm)		4889											
4.34	Aisle width with pallets 800 wide x 1200 crossways	b ₁₃ (mm)		5089												
4.35	Turning radius (outer)	mm		3080												
4.36	Inner turning radius	mm		951												
4.41	90° intersecting aisle (With pallet W = 1200mm, L = 1000mm)			2883												
4.42	Step Height (from ground to running board)			321												
4.43	Step Height (between intermediate steps between running board and floor)	mm		256												
PERFORMANCE	5.1	Travel speed laden/unladen	km/h	20.3	21.6	22.5	23.8	22.1	23.5	24.5	25.9	22.1	23.5	24.5	25.9	
	5.1.1	Travel speed, laden/unladen, backwards	km/h	20.3	21.6	22.5	23.8	20.3	21.6	20.3	21.6	20.3	21.6	20.3	21.6	
	5.2	Lift speed, laden/unladen (2LFL)	m/sec	0.35	0.47	0.46	0.52	0.35	0.47	0.46	0.52	0.35	0.47	0.46	0.52	
	5.3	Lowering speed, laden/unladen (2LFL)	m/sec	0.58 / 0.53												
	5.5	Drawbar pull, laden/unladen @ 1.6 km/h	kN	35.8	24.3	46.7	24.3	51.1	24.3	51.2	24.3	51.1	24.3	51.2	24.3	
	5.7	Gradeability, laden/unladen @ 1.6 km/h	%	22	25	29	25									32 / 25
	5.10	Service brake	Hydrodynamic													
			Kubota V3800													
			Kubota V3800													
	ENGINE	7.1	Engine manufacturer/type													
7.2		Engine power according to ISO1585	kW		55		82		55		82		55		82	
7.3		Rated speed at max. power	rpm		2200		2400		2200		2400		2200		2400	
7.3.1		Torque at 1/min	Nm/min-1		308.5	1400	373.1	1600	308.5	1400	373.1	1600	308.5	1400	373.1	1600
7.4		Number of cylinders/displacement	(-)/cm ³		4/3769											
7.5		Fuel consumption according VDI cycle	l/hr		7.9		8.5		8.3		8.8		8.3		8.8	
7.10		Battery voltage/nominal capacity	(V)/(Ah)		12 / 210											
OTHER	8.1	Type of drive unit	Hydrodynamic													
	8.2	Manufacturer/Type	DANA													
	8.6	Wheel drive/drive axle manufacturer/type	DANA													
	8.1	Service brake	Hydraulic													
	8.1	Parking Brake	Hand Lever													
	10.1	Operating pressure for attachments (nominal relief pressure)	bar		155											
	10.2	Oil volume for attachments (nominal) ⁽⁷⁾	l/min		83.3											
	10.3	Hydraulic Tank - capacity (drain & refill)	litres		71.7											
	10.4	Fuel Tank - Capacity			74.8											
	10.7	Sound level at driver's ear according DIN 12053 (without / with cab) ⁽¹⁾	dB (A) LPAZ		77 / 77											
10.7.1	Sound power level during the drive cycle	dB (A) LWAZ		101												
10.7.2	Guaranteed sound power 2001/14/EC	dB (A) LWA		105												
10.8	Towing coupling, type DIN			Pin												

(6) h₆ subject to +/- 5 mm tolerance. 2549mm for Cab option

(7) Variable

Spec sheet truck based on: 3000mm TOF 2 stage LFL mast with 1980mm carriage, 1200mm forks

All values are nominal values and they are subject to tolerances.

VDI 2198 – GENERAL SPECIFICATIONS – VX SERIES

GENERAL														
1.1	Manufacturer	Yale												
1.2	Model designation	GDP 70SVX9												
1.2.1	Model	Base								Productivity				
1.3	Drive	Diesel												
1.3.1	CE Compliance / Emission Standard	Stage V												
1.3.2	Engine	Kubota 3.8L												
1.3.3	Transmission	Electronic 2-Speed Powershift with Soft Shift Power Reversal				Techtronix 332, 3-Speed				Techtronix 332+, 3-Speed				
1.3.4	Brake Type	Wet Brakes												
1.4	Operator type	Seated												
1.5	Rated capacity/rated load	Q (t) 7												
1.6	Load centre distance	c (mm) 900												
1.8	Load distance, centre of drive axle to fork	x (mm) 614												
1.9	Wheelbase	y (mm) 2235												
WEIGHT														
2.1	Service weight (w/ std equipment: mast, carriage, forks, etc.)	kg 11884												
2.2	Axle loading, laden front/rear	kg 16639 / 2337												
2.3	Axle loading, unladen front/rear	kg 4783 / 7101												
TYRES														
3.1	Tyres front/rear	Pneumatic												
3.2	Tyre size, front	8.25x15 14PR												
3.3	Tyre size, rear	8.25x15 14PR												
3.5	Number of wheels, front/rear (x = driven wheels)	4X / 2												
3.6	Tread, front	b ₁₀ (mm) 1847												
3.7	Tread, rear	b ₁₁ (mm) 1536												
DIMENSIONS														
4.1	Tilt of mast/fork carriage, forward α / backward β	α / β (°) 5 / 9												
4.2	Height, mast lowered	h ₁ (mm) 2712												
4.3	Free lift ⁽²⁾	h ₂ (mm) 0												
4.4	Lift ⁽²⁾	h ₃ (mm) 3000												
4.5	Height, mast extended ⁽⁴⁾	h ₄ (mm) 4225												
4.7	Height of overhead guard (cabin) ⁽⁶⁾	h ₆ (mm) 2549												
4.7.1	Cab height (open cab)	mm 2531												
4.8	Seat height/stand height ⁽³⁾	h ₇ (mm) 1547												
4.12	Coupling height	h ₁₀ (mm) 467												
4.19	Overall length	l ₁ (mm) 4770												
4.20	Length to face of forks	l ₂ (mm) 3570												
4.21	Overall width	b ₁ /b ₂ (mm) 2082												
4.22	Fork dimensions	s/e/l (mm) 60 / 150 / 1200												
4.23	Fork carriage DIN 15173, class/type A/B	IVA												
4.24	Fork carriage width ⁽⁵⁾	b ₃ (mm) 1980												
4.24.1	Fork Spacing -Std Carriage - Minimum Inside to inside edge	m ₁ (mm) 160												
4.24.1	Fork Spacing -Std Carriage - Maximum outside to outside edge	m ₂ (mm) 1876												
4.31	Ground clearance, laden, below mast	Ast (mm) 125												
4.32	Ground clearance, centre of wheelbase	Ast (mm) 253												
4.33	Aisle width with pallets 1000 long x 1200 crossways	Wa (mm) 4959												
4.34	Aisle width with pallets 800 wide x 1200 crossways	b ₁₃ (mm) 5159												
4.35	Turning radius (outer)	mm 3145												
4.36	Inner turning radius	mm 951												
4.41	90° intersecting aisle (With pallet W = 1200mm, L = 1000mm)	2883												
4.42	Step Height (from ground to running board)	321												
4.43	Step Height (between intermediate steps between running board and floor)	256												
PERFORMANCE														
5.1	Travel speed laden/unladen	km/h 20.1 21.4 22.3 23.7 21.8 23.3 24.3 25.8 21.8 23.3 24.3 25.8												
5.1.1	Travel speed, laden/unladen, backwards	km/h 20.1 21.4 22.3 23.7 20.1 / 21.4												
5.2	Lift speed, laden/unladen (2LFL)	m/sec 0.37 0.42 0.44 0.45 0.37 0.42 0.44 0.45 0.37 0.42 0.44 0.45												
5.3	Lowering speed, laden/unladen (2LFL)	m/sec 0.41 / 0.37												
5.5	Drawbar pull, laden/unladen @ 1.6 km/h	kN 35.4 28.1 46.7 28.1 50.6 28.1 51.2 28.1 50.6 28.1 51.2 28.1												
5.7	Gradeability, laden/unladen @ 1.6 km/h	% 19 25 26 25 28 25 29 25 28 25 29 25												
5.10	Service brake	Hydrodynamic												
ENGINE														
7.1	Engine manufacturer/type	Kubota V3800												
7.2	Engine power according to ISO1585	kW 55 82 55 82 55 82												
7.3	Rated speed at max. power	rpm 2200 2400 2200 2400 2200 2400												
7.3.1	Torque at 1/min	Nm/min-1 308.5												
7.4	Number of cylinders/displacement	(-)/cm ³ 4/3769												
7.5	Fuel consumption according VDI cycle	l/hr 9.1 9.7 9.5 10.1 9.5 10.1												
7.10	Battery voltage/nominal capacity	(V)/(Ah) 12 / 210												
OTHER														
8.1	Type of drive unit	Hydrodynamic												
8.2	Manufacturer/Type	DANA												
8.6	Wheel drive/drive axle manufacturer/type	DANA												
8.1	Service brake	Hydraulic												
8.1	Parking Brake	Hand Lever												
10.1	Operating pressure for attachments (nominal relief pressure)	bar 155												
10.2	Oil volume for attachments (nominal) ⁽⁷⁾	l/min 83.3												
10.3	Hydraulic Tank - capacity (drain & refill)	litres 71.7												
10.4	Fuel Tank - Capacity	74.8												
10.7	Sound level at driver's ear according DIN 12053 (without / with cab) ⁽¹⁾	dB (A) LPAZ 77 / 77 79 / 79 77 / 77 79 / 79 77 / 77 79 / 79												
10.7.1	Sound power level during the drive cycle	dB (A) LWAZ 101												
10.7.2	Guaranteed sound power 2001/14/EC	dB (A) LWA 105												
10.8	Towing coupling, type DIN	Pin												

(1) Measured according to the test cycles and based on the weighting values contained in EN12053

(2) Bottom of forks

(3) Full suspension seat in depressed position

(4) Without load backrest

(5) Add 32mm with load backrest

VDI 2198 – GENERAL SPECIFICATIONS – VX SERIES

		Yale																
		GDP 80SVX																
		Base			Value			Productivity										
GENERAL	1.1	Manufacturer																
	1.2	Model designation																
	1.2.1	Model																
	1.3	Drive		Diesel														
	1.3.1	CE Compliance / Emission Standard		Stage V														
	1.3.2	Engine		Kubota 3.8L														
	1.3.3	Transmission		Electronic 2-Speed Powershift with Soft Shift Power Reversal			Techtronix 332, 3-Speed			Techtronix 332+, 3-Speed								
	1.3.4	Brake Type		Wet Brakes														
	1.4	Operator type		Seated														
	1.5	Rated capacity/rated load		Q (t)		8												
1.6	Load centre distance		c (mm)		600													
1.8	Load distance, centre of drive axle to fork		x (mm)		614													
1.9	Wheelbase		y (mm)		2235													
WEIGHT	2.1	Service weight (w/ std equipment: mast, carriage, forks, etc.)		kg		11466												
	2.2	Axle loading, laden front/rear		kg		16955 / 2511												
	2.3	Axle loading, unladen front/rear		kg		4654 / 6812												
TYRES	3.1	Tyres front/rear		Pneumatic														
	3.2	Tyre size, front		8.25x15 14PR														
	3.3	Tyre size, rear		8.25x15 14PR														
	3.5	Number of wheels, front/rear (x = driven wheels)		4X / 2														
	3.6	Tread, front		b ₁₀ (mm)		1847												
	3.7	Tread, rear		b ₁₁ (mm)		1536												
	DIMENSIONS	4.1	Tilt of mast/fork carriage, forward α /backward β		α / β (°)		5 / 9											
4.2		Height, mast lowered		h ₁ (mm)		2712												
4.3		Free lift ⁽²⁾		h ₂ (mm)		0												
4.4		Lift ⁽²⁾		h ₃ (mm)		3000												
4.5		Height, mast extended ⁽⁴⁾		h ₄ (mm)		4225												
4.7		Height of overhead guard (cabin) ⁽⁶⁾		h ₆ (mm)		2549												
4.7.1		Cab height (open cab)		mm		2531												
4.8		Seat height/stand height ⁽³⁾		h ₇ (mm)		1547												
4.12		Coupling height		h ₁₀ (mm)		467												
4.19		Overall length		l ₁ (mm)		4770												
4.20		Length to face of forks		l ₂ (mm)		3570												
4.21		Overall width		b ₁ /b ₂ (mm)		2082												
4.22		Fork dimensions		s/e/l (mm)		60 / 150 / 1200												
4.23		Fork carriage DIN 15173, class/type A/B		IVA														
4.24		Fork carriage width ⁽⁵⁾		b ₃ (mm)		1980												
4.24.1		Fork Spacing -Std Carriage - Minimum Inside to inside edge		m ₁ (mm)		160												
4.24.1		Fork Spacing -Std Carriage - Maximum outside to outside edge		m ₂ (mm)		1876												
4.31		Ground clearance, laden, below mast		Ast (mm)		125												
4.32		Ground clearance, centre of wheelbase		Ast (mm)		253												
4.33		Aisle width with pallets 1000 long x 1200 crossways		Wa (mm)		4959												
4.34	Aisle width with pallets 800 wide x 1200 crossways		b ₁₃ (mm)		5154													
4.35	Turning radius (outer)		mm		3145													
4.36	Inner turning radius		mm		951													
4.41	90° intersecting aisle (With pallet W = 1200mm, L = 1000mm)				2883													
4.42	Step Height (from ground to running board)				321													
4.43	Step Height (between intermediate steps between running board and floor)		mm		256													
PERFORMANCE	5.1	Travel speed laden/unladen		km/h		20.1	21.4	22.3	23.7	21.8	23.3	24.3	25.8	21.8	23.3	24.3	25.8	
	5.1.1	Travel speed, laden/unladen, backwards		km/h		20.1	21.4	22.3	23.7									20.1 / 21.4
	5.2	Lift speed, laden/unladen (2LFL)		m/sec		0.31	0.42	0.43	0.45	0.31	0.42	0.43	0.45	0.31	0.42	0.43	0.45	
	5.3	Lowering speed, laden/unladen (2LFL)		m/sec		0.41 / 0.37												
	5.5	Drawbar pull, laden/unladen @ 1.6 km/h		kN		35.4	27.4	46.7	27.4	50.6	27.4	51.2	27.4	50.6	27.4	51.2	27.4	
	5.7	Gradeability, laden/unladen @ 1.6 km/h		%		19	25	25	25	27	25	28	25	27	25	28	25	
	5.10	Service brake		Hydrodynamic														
ENGINE	7.1	Engine manufacturer/type		Kubota V3800														
	7.2	Engine power according to ISO1585		kW		55		82		55		82		55		82		
	7.3	Rated speed at max. power		rpm		2200		2400		2200		2400		2200		2400		
	7.3.1	Torque at 1/min		Nm/min-1		308.5	1400	373.1	1600	308.5	1400	373.1	1600	308.5	1400	373.1	1600	
	7.4	Number of cylinders/displacement		(-)/cm ³		4/3769												
	7.5	Fuel consumption according VDI cycle		l/hr		9.4		10.0		9.8		10.4		9.8		10.4		
	7.10	Battery voltage/nominal capacity		(V)/(Ah)		12 / 210												
OTHER	8.1	Type of drive unit		Hydrodynamic														
	8.2	Manufacturer/Type		DANA														
	8.6	Wheel drive/drive axle manufacturer/type		DANA														
	8.1	Service brake		Hydraulic														
	8.1	Parking Brake		Hand Lever														
	10.1	Operating pressure for attachments (nominal relief pressure)		bar		155												
	10.2	Oil volume for attachments (nominal) ⁽⁷⁾		l/min		83.3												
	10.3	Hydraulic Tank - capacity (drain & refill)		litres		71.7												
	10.4	Fuel Tank - Capacity				74.8												
	10.7	Sound level at driver's ear according DIN 12053 (without / with cab) ⁽¹⁾		dB (A) LPAZ		77 / 77												
10.7.1	Sound power level during the drive cycle		dB (A) LWAZ		101													
10.7.2	Guaranteed sound power 2001/14/EC		dB (A) LWA		105													
10.8	Towing coupling, type DIN				Pin													

(6) h₆ subject to +/- 5 mm tolerance. 2549mm for Cab option

(7) Variable

Spec sheet truck based on: 3000mm TOF 2 stage LFL mast with 1980mm carriage, 1200mm forks

All values are nominal values and they are subject to tolerances.

MAST DIMENSIONS – GDP/GLP 60VX, GDP/GLP 70VX, GDP/GLP 70SVX

Maximum Fork Height (mm) (TOF)	Back Tilt (°)	Overall Lowered Height (mm)	Overall Extended Height (mm)	Free Lift Height (mm) (TOF)
			With LBR	Without LBR
2-Stage Limited Free-Lift (LFL) Mast				
3000	10	2516	4417	100
3400	10	2716	4817	100
4400	10	3216	5817	100
5400	10	3716	6817	100
6000	10	4116	7417	100
3-Stage Full Free-Lift (FFL) Mast				
4700	6	2576	6118	1425
5600	6	2876	7018	1725
6200	6	3126	7618	1975

MAST DIMENSIONS – GDP/GLP 70SVX9, GDP/GLP 80SVX

Maximum Fork Height (mm) (TOF)	Back Tilt (°)	Overall Lowered Height (mm)	Overall Extended Height (mm)	Free Lift Height (mm) (TOF)
			With LBR	Without LBR
2-Stage Limited Free-Lift (LFL) Mast				
3065	9	2712	4350	0
3565	9	2962	4850	0
4565	9	3462	5850	0
5565	9	3962	6850	0
6065	9	4212	7350	0
3-Stage Full Free-Lift (FFL) Mast				
4615	6	2702	6077	1565
5515	6	3002	6977	1865
5965	6	3152	7427	2015
6565	6	3355	7847	2111

MAST DIMENSIONS – GDP/GLP 60VX, GDP/GLP 70VX, GDP/GLP 70SVX

Maximum Fork Height (mm) (TOF)	Capacities (kg) @ 600mm Load Centre								
	Without Sideshift			With Independent Sideshift			With Hang-On Sideshift & Fork Positioner		
	60VX	70VX	70SVX	60VX	70VX	70SVX	60VX	70VX	70SVX
2-Stage Limited Free-Lift (LFL) Mast									
3000	6240	7000	7000	5730	6730	7000	5380	6330	6660
3400	6220	7000	7000	5710	6720	7000	5360	6320	6650
4400	6170	7000	7000	5670	6670	7000	5320	6270	6600
5400	6140	7000	7000	5630	6640	6990	5290	6240	6570
6000	5910	6810	6820	5430	6420	6770	5090	6040	6370
3-Stage Full Free-Lift (FFL) Mast									
4700	6120	7000	7000	5630	6550	6830	5290	6170	6430
5600	6010	6900	6910	5520	6440	6720	5190	6060	6330
6200	5970	6710	6730	5320	6220	6500	4990	5850	6130

MAST DIMENSIONS – GDP/GLP 70SVX9

Maximum Fork Height (mm) (TOF)	Capacities (kg) @ 900mm Load Centre	
	Without Sideshift	With Integral Sideshift
2-Stage Limited Free-Lift (LFL) Mast		
3065	7390	6900
3565	7380	6890
4565	7360	6880
5565	7340	6860
6065	7260	6780
3-Stage Full Free-Lift (FFL) Mast		
4615	6880	6430
5515	6860	6410
5965	6840	6390
6565	6610	6170

MAST DIMENSIONS – GDP/GLP 80SVX

Maximum Fork Height (mm) (TOF)	Capacities (kg) @ 600mm Load Centre	
	Without Sideshift	With Integral Sideshift
2-Stage Limited Free-Lift (LFL) Mast		
3065	8000	7960
3565	8000	7950
4565	8000	7930
5565	8000	7900
6065	7920	7810
3-Stage Full Free-Lift (FFL) Mast		
4615	8000	7410
5515	8000	7390
5965	7970	7360
6565	7750	7160

ENGINE SPECIFICATIONS – VX SERIES

Kubota V3600		Kubota V3800		Kubota WG3800-L-E3	
CE Compliance / Emission Standard	Stage IIIA	CE Compliance / Emission Standard	Stage V	CE Compliance / Emission Standard	Stage V
Cylinders	Inline 4	Cylinders	Inline 4	Cylinders	Inline 4
Displacement	3.6 litre	Displacement	3.8 litre	Displacement	3.8 litre
Torque	296Nm @ 1,600rpm	Torque	373Nm @ 1,600rpm	Torque	285Nm @ 2,400rpm
Power	62.3kW @ 2,400rpm	Power	81.5kW @ 2,400rpm	Power	71.6kW @ 2,400rpm

TRUCK CONFIGURATION

Model	MFH – Top of Forks (mm)
60VX, 70VX, 70SVX	5400
70SVX9, 80SVX	5565
Carriage	1980mm Standard Hook with Load Backrest
Basic Truck	LPG with 2 speed transmission and Overhead Guard

The ratings are computed using fork lengths as below:

RATED CAPACITIES

All Models	Load Centre (mm)	Fork Length (mm)
	500 to 700	1200
Over 700 to 1000	1500	
Over 1000 to 1200	1800	
Over 1220	2400	

Ratings computed using high strength, 65x200mm forks above the following load centres to reach full truck capacity.

RATED CAPACITIES

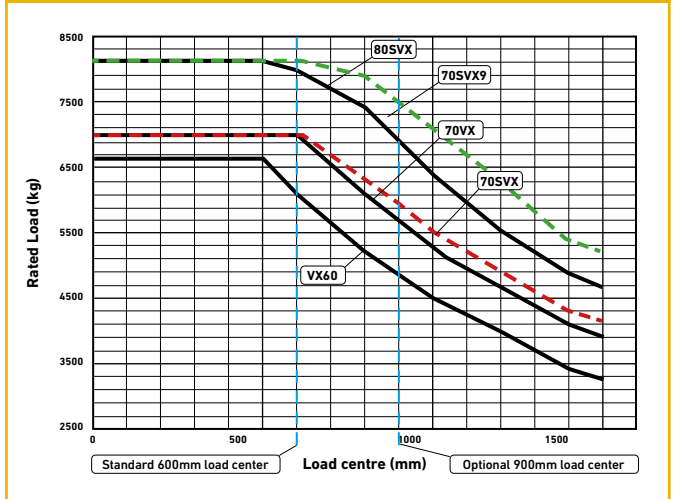
Model	Load Centre (mm)
60VX	1400
70VX	600
70SVX	600
70SVX9	1050
80SVX	1400

FEATURES LIST – VX SERIES

	STD	OPT
Powertrain protection system		●
Premium monitoring package		●
High air intake with precleaner		●
Accumulator		●
Halogen headlights and rear drive lights		●
Traction speed limiter		●
Return-to-set tilt		●
Integral operator's cab		●
Swivel full suspension seats		●
Foot Directional Control pedal		●
Operator password		●
Mirrors		●
Alarm - reverse actuated 82-102 dB(A) - self-adjusting		●
Amber strobe light - Continuous activated		●
Solid and radial tyres		●
4 function (2 aux.) hydraulic control valve		●
5° forward / 6° backward tilt.		●

All values are nominal values and they are subject to tolerances.

RATED CAPACITIES – HOOK CARRIAGE – VX SERIES





About Yale®

Yale Materials Handling Corporation is one of the oldest manufacturers of lift trucks in the world. We've been in the business of lifting since 1875 and we apply that experience to help customers solve materials handling challenges. Our full line of lift trucks range in capacity from 1 to 16 tonne and are powered by internal combustion engines or electric options. Yale also offers robotic solutions, telemetry, fleet management, parts, financing and training. From traditional lift truck equipment to emerging technologies, our goal, every day, is to work with our nationwide dealer network to continually improve and provide the solutions you need, when and how you need them.

MATERIALS HANDLING FOR:

- 3PL
- Auto Parts
- Beverage
- Cold & Frozen Foods
- Food Distribution
- Food Processing
- Furniture & Furnishings
- Health & Pharma
- Home Centres
- Retail
- E-Commerce

Yale Lift Truck Technologies


Centennial House
Frimley Business Park
Frimley
Surrey
GU16 7SG
United Kingdom

www.yale.com



Safety: All Yale products sold into EU countries, UK, and Turkey conform to the EU requirements of Machinery Directive 2006/42/EC and contain **CE** marking. Yale trucks sold into other countries may be ordered for production in conformance with Machinery Directive requirements, and when so ordered will contain **CE** marking.

HYSTER-YALE UK LIMITED trading as Yale Lift Truck Technologies. Registered Address: Centennial House, Building 4.5, Frimley Business Park, Frimley, Surrey, GU16 7SG, United Kingdom. Registered in England and Wales. Company Registration Number: 02636775.

©2023 Hyster-Yale Group, Inc., all rights reserved. YALE and YALE  are trademarks of Hyster-Yale Group, Inc. Trucks may be shown with optional equipment and/or features not available in all regions. Truck performance may be affected by the condition of the vehicle, how it is equipped and the application. Specifications are subject to change without notice.

Notice: Care must be exercised when handling elevated loads. Operators must be trained and must read, understand and follow the instructions contained in the Operating Manual. Consult your Yale® Dealer if any of the information shown is critical to your application.

Publication part no. 220991964 Rev.00 (0323DMS) EN